

# Kapitel 5. Køkkenhave

1. Gravefri, kompostbaseret dyrkning
2. Artiskok
3. Asparges
4. Broccoli
5. Bladbede
6. Bønne-pral
7. Bønne-stang
8. Forårsløg
9. Gulerødder
10. Kartoffler
11. Kålrabi / glaskål
12. Løg
13. Majroe
14. Majs
15. Peberfrugt
16. Porre
17. Radise
18. Rosenkål
19. Rødbeder
20. Salat
21. Selleri
22. Spinat
23. Sukkerærter
24. Sødkartoffel
25. Squash / græskar
26. Spidskål
27. Tomater
28. Ærter
29. Køge Fælles Jord – 2022 eksempel
30. Oversigter til inspiration

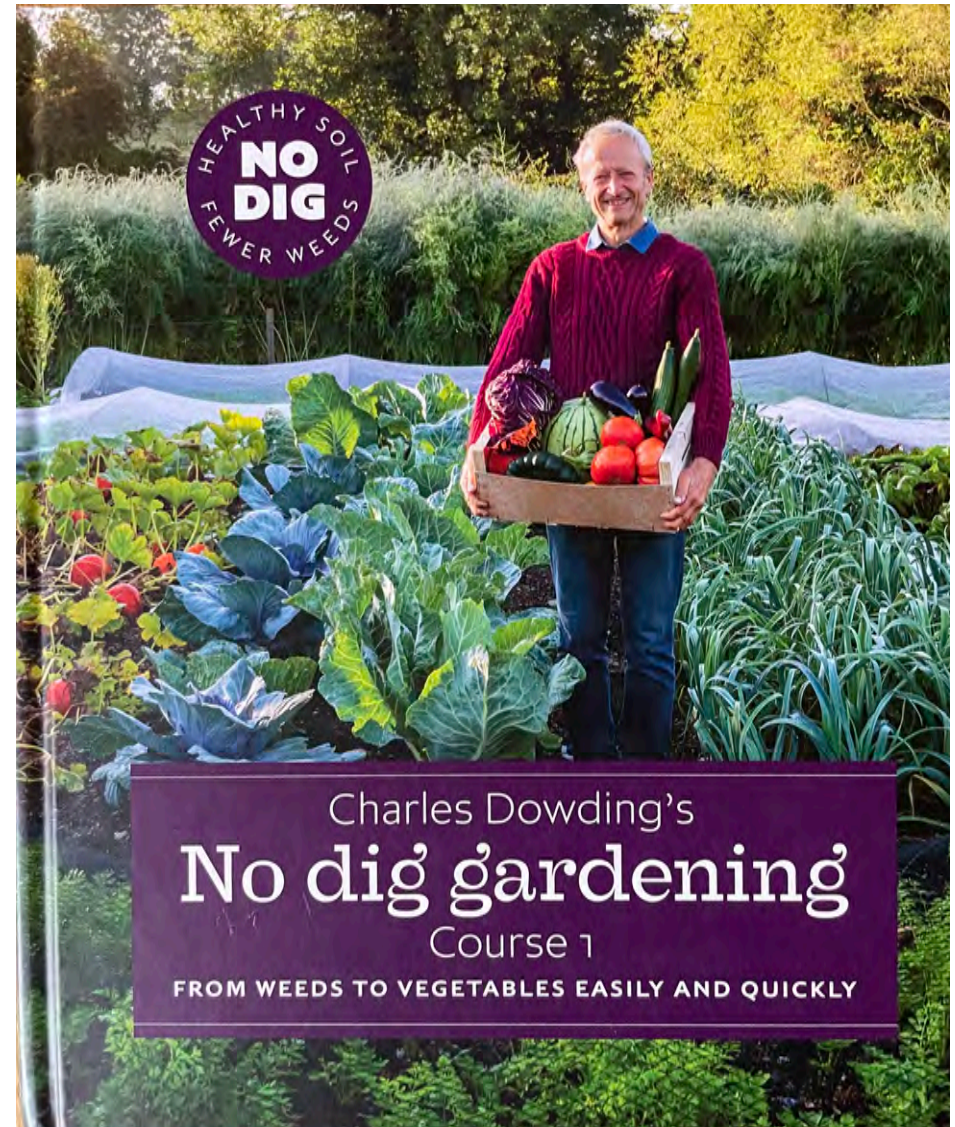
# 1. *Gravefri, kompostbaseret dyrkning*

(no dig gardening)

Mit væsentligste formål med kapitlet er at inspirere dig til at dyrke efter Charles Dowding's dyrkningsprincipper, hvor han ikke graver i jorden samt dyrker i kompost. Det har været den største øjenåbner for mig, hvad angår dyrkning af enårige grøntsager, at det kan gøres således.

Jeg finder ikke permakultur-principperne optimale til enårige grøntsager dyrkning – men yderst brugbare til dyrkning af de flerårige grøntsager.

Nedenfor gennemgår jeg nogle af mine personlige fortrinsvis enårige yndlingsgrøntsager pt. Blot til inspiration, men langt fra dækkende hele området. Grøntsagerne er opstillet i alfabetisk rækkefølge. Sluttelig er der nogle oversigter, der også kan inspirere valget af, hvilke grøntsager, man vil dyrke.



## Metoden, i al sin enkelhed

Første år (som kan være alt fra oktober og indtil så-tidspunkt i april):

- Opmål bede i 75 cm. bredde, stier i 50 cm. bredde. Længde hvad der passer i din have.
- Fyld 15 cm. kompostjord på bedene. Er der megen ukrudt i jorden kan det være en god ide også at have pap under bedene.
- Læg et tykt lag pap i stierne. Fyld 15 cm. flis ovenpå.
- Så eller sæt de spirer, du har planlagt på de optimale tidspunkter gennem sæsonen. Jorden er så næringsrig, at du i adskillige af bedene kan nå at så og høste to gange.

Efter sæsonafslutning, omkring oktober /november:

- Fyld 3-5 cm. kompost ovenpå dit bed. Bedet er nu klar til næste år. Der behøves ikke tilsat nogen form for gødning. Det mangfoldige liv i jorden sørger for resten!





- I mange århundreder har mennesker vidst, at en god kompost er optimal for livet i jorden, der gensvarer med at skabe optimale næringsbetingelser for stort set alle slags enårige grøntsager, samtidig med at jorden bliver bedre og bedre for hvert år, der går, uden tilsætning af andre former for gødning.
- Dette princip bliver ikke udnyttet optimalt, når en jord pløjes, kunstgødes og sprøjtes med pesticider.
- Der er heldigvis dyrkere og formidlere, der ved deres eksempel minder os om, at naturens grundlæggende design, hvis vi lader livet i jorden arbejde i fred, er menneskets moderne metoder langt overlegen.
- Charles Dowding har skabt en forbilledehave, hvad angår at udnytte brug af kompost i kombination med, at han så godt som aldrig graver i sin jord.
- **Metoden består i al sin enkelhed i at så og plante i kompost, der blot toppes én gang om året i oktober / november.**
- Under afsnittet 'jordfrugtbarhed og plantesundhed' er der en lang række informationer om, hvad der karakteriserer en sund jord, der genopbygges samtidig med at man dyrker.
- Nedenfor gennemgås nu de 26 fortrinsvis enårige grøntsager, som jeg vil dyrke i 2023.



## 2. Artiskok

*Cynara scolymus*

Dyrkning: Så dem i februar, ellers kan de ikke nå at give artiskokker samme år. Så et frø i hver sin lille potte, dæk jorden med sand, så der ikke gror alger og hold dem på den tørre side. Stil dem et køligere, men lyst sted, når de er spiret. Pot om én gang til en større potte, når planterne ikke kan være der mere, og stil dem i en kølig vindueskarm, drivhus eller mistbænk når der ikke mere er risiko for frost. De er stadig sarte. Først eller i midten af maj hærder man dem af ved at flytte dem ud og ind af drivhuset, så de kan vænne sig til lyset og de lavere temperaturer på et let skygget sted. Direkte stærk sol svider bladene på dette tidspunkt.

Plant ud med mindst en meter imellem, på begge leder. Hold dem godt vandet i starten. De vokser hurtigt til, når de først har fat. Bladene bliver næsten en meter lange, og ser ret forskellige ud alt efter sorten, men slægtskabet med tidslen er tydeligt.



Foto: pixabay

Der skal gødes ret kraftigt når de er kommet i vækst, hvis de skal vokse tilstrækkeligt hurtigt til at danne masser af knopper i en dansk sommer.

**Brug:** Sidst i juli kommer de første små artiskokker, og man skal spise dem små. Hvis man venter på rigtig artiskokstørrelse på de første går de bare i blomst og danner ikke flere. Det betyder samtidig at hvis man skal have mini-artiskokker til et ordentligt måltid, skal man have mindst 10 planter.

Hvis man plukker ofte og holder dem godt vandet og gødet kan man høste til midt i oktober. De helt små artiskokker kan man spise hele, de når hverken at danne hår indeni, eller de hårde blade, som man altid skal fjerne fra købeartiskokker.

De lidt større som kommer hen på sommeren, skal man skære den øverste centimeter af, men man kommer aldrig frem til en artiskok, hvor man kun kan spise det nederste af bladene og bunden, medmindre man lader dem sidde til de bliver træede.

(Camilla Plum plantevejledning fra facebook, i cirka 1/3 længde af den publicerede).

### 3. *Asparges* *Asparagus officinalis*

- Formering: Frø.
- Jordtype: Foretrækker sandede jorde. Tolererer sommertørke.
- Vækstform: Klump, krybende jordstængler.
- Skyggetolerance: Kræver fuld sol.
- Høst: Forår – typisk maj.
- Vinter: Hvilestadie.
- Højde: 1-2 m.
- Brug: Skud. Når først asparges er veletableret (dvs. 3-4 år) kan man forvente at planten bliver 20 år.
- Jeg købte en grøn asparges 2018.

Foto: Shutterstock





# 4. Broccoli

*Brassica oleracea* vrr. *itallica*

- Type: Kål-familien.
- Såtidspunkt: Senere end andre kål. Såning fra først i maj og udplantning mellem 1. juni og Sankt Hans, giver hoveder i august.
- Dyrkning: Som andre kål-arter, dvs. nok gødning og vand, Ph på 6,5-7. Der skal være pæn afstand mellem planterne. Tåler ikke at mangle vand! Der skal vandes forebyggende i tørre perioder. Underså gerne med kløver.
- Høst: De første hoveder kan høstes i august. Man kan løbende høste sideskud helt indtil vinter. De tager ikke skade af lidt frost. Dæk gerne med insektnet, da kålsommerfulgellarver nærmest ikke er til at undgå uden – ikke fiberdug, da det er for varmt og fugtigt.
- Brug: Velkendt.



Foto: Pixabay

## Calinaro (AS) G643



Short growing plants with (for open pollinated broccoli) relatively large and heavy heads (350 g). Dark green and somewhat blunt shoots. Grows rapidly and matures in about 50 days. Long harvesting window. Suitable for market and backyard gardeners. For autumn production. Exceptional flavour.



portion  
41 grain - sufficient for 30 plants

€3.80

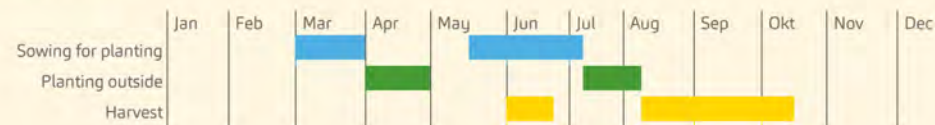
€92.68 / 1000 grain

Ready to ship,  
delivery period: about 3 - 5 working days

 Add to Cart

Price excl. shipping costs incl. VAT of the delivery country

### Sowing calendar



### Characteristics

flower colour: dark green

Time to maturity in days: ca. 50 days

### Origin

Multiplier: Gartnerei Spiren / Per Andersen

Breeder: T. Heinze

Certifications: EU Bio

### Cultivation

Sowing depth: ca. 1 cm

Raise in seed bed: mid of May till beginning of July for planting out from mid of June till beginning of August; start harvesting from beginning of August till mid of October

Seed germination temperature: 15-20 °C

Planting distance: ca. 50 x 50 cm

# 5. Bladbede

## Beta vulgaris

Dyrkning: Kan sås i et bredt vindue, gerne i april-maj. Kan forspires eller sås direkte på såsted. Kan både bruges som babyleaves, og / eller de kan vokse sig store.

Havenyts artikel om bladbede er fremragende, her også detaljeret dyrkningsanvisning:

[https://www.havenyt.dk/artikler/koekkenhaven/groensager/salat\\_og\\_bladgroentsager/1220.html](https://www.havenyt.dk/artikler/koekkenhaven/groensager/salat_og_bladgroentsager/1220.html)

### Rainbow G648



Colourful mixture made up of four varieties (yellow stemmed, red with green leaf, purple with green leaf and orange stemmed with red leaf). Vigorous and healthy. They are selected for their glowing clear colours and excellent taste. Cut young can be included in Baby Leaf mixes. Also available as calibrated seed: Item no.: G648 M



portion  
2,00 g - sufficient for 80 plants

€3.80  
€1,900.00 / 1 kg

Ready to ship,  
delivery period: about 3 - 5 working days

Add to Cart

Price excl. shipping costs incl. VAT of the delivery country

#### Sowing calendar



#### Characteristics

Width of leaf stem: mid broad  
Stem colour: coloured: red, purple, orange, yellow  
Leaf colour: green, red  
Growing situation: open ground

#### Origin

Breeder: C. Henatsch  
Certifications: Demeter, EU Bio

#### Cultivation

Sowing depth: ca. 3 cm  
Raise in seed bed: for open ground: mid of March till beginning of June for planting out from mid of April till mid of July  
for overwintering in a cold greenhouse: beginning of September for planting out from beginning of October  
Amount of seed needed: swiss chard: 50-60 g/a; 8-10 seeds per running metre  
perpetual spinach: 100-200 g/a; 30-40 seeds per running metre  
Seed germination temperature: 18-20 °C  
Planting distance: swiss chard ca. 40 x 30 cm  
perpetual spinach 25-30 x 25 cm  
Direct sowing: April till mid of June



# 6. Bønne, -pral

*Phaseolus coccineus*



- Sådybde: 5 - 7 cm.
- Lysforhold: Sol.
- Forkultivering: Medio april.
- Udplantning: Sidst i maj.
- Såning på friland: Maj - juni. Kan genseså hen over sommeren.
- Spiringstid: 10 dage. Spiringstemperatur er 15-18°C (jord 10+).
- Høst: Bælg ca. 60 dage efter såning.
- Karakteristika: Pralbønner er etårige, og netop fordi de kommer fra varme himmelstrøg er det vigtigt ikke at så dem for tidligt. Dels fordi de enten slet ikke spirer, hvis jordtemperaturen er under 10 grader, eller fordi de slet og ret går i stå i væksten. Og fordi de vokser ret hurtigt til og begynder at klatre, kan det godt blive noget rod at have dem stående i drivhuset for længe inden udplantning. De trives bedst i grundgødet køkkenhavejord. De stiller sig tilfredse med at klatre op ad noget snor, men griber fat i hvad som helst for at komme opad.

- **Frø:** Man kan selv tage frø hvert år. Når de høstes til tørring (enten for at spise dem eller for at gemme deres frø til kommende såning), skal de tages, når bælgene er helt tørre og gule. I våde somre, som vi jo har haft nogle stykker af, kan du høste hele planten og så tage bælgene af og eftertørre dem. Det tager sin tid - lad dem hellere ligge for længe end for kort tid - ellers risikerer du at de rådner. Resten af planten kan graves ned og tilfører derved køkkenhavens jord kvælstof, som forbedrer jorden.
- **Brug:** Bønner indeholder stoffet purin, som folk med forhøjet blodtryk og tendens til urinsur gigt skal holde sig fra. Bønner må ikke spises rå (kun hestebønner), da de kan give forgiftningsskader med alt fra mavekneb til opkast og svimmelhed. De blanches i 5 min. Det er en god idé at give dem et koldt brus lige efter kogningen, for så beholder de deres smukke, grønne farve.

# 7. Bønne, -stang

*Phaseolus vulgaris*

- **Såtidspunkt:** Kan sås direkte i bedet i maj og juni. Jorden skal være varm. Kolde våde perioder under spiringen kan ødelægge frøene. Jorden kan beredes ved dækning med plastic eller fiberdug før såning og under spiringen. Stangbønner kan også sås i drivhus i potter og plantes ud for at undgå at frøene rådner i jorden, hvis der bliver koldt lige efter såningen. Plant stangbønnerne op ad et stativ, idet de kan blive op til 3 m høje.
- **Høst:** Der går mindst 2 måneder fra såning til begyndende høst.
- **Brug:** Bønnerne må ikke spises rå (det kan give mavepine), så husk at koge, stege eller dampe dem inden brug.
- **Karakteristika:** Fælles for bønner og ærter er, at de via et samarbejde med nogle bakterier i rodzonen kan samle kvælstof til planternes vækst, hvilket betyder at man ikke skal gøde med kvælstof - og at det kvælstof, der er samlet i jorden, kan udnyttes af efterfølgende afgrøder.



Foto: Pixabay



Bønner af forskellige slags  
fotograferet ved Camilla Plum



## Frühe Weißkeimige G142



Early variety, turns brown when cooked. Seeds set well with beautiful thick pods (ca. 18 cm long) with large white beans. Robust variety with reliable yields.

portion  
35 grain - sufficient for 25 plants

€3.80  
€108.57 /1000 grain

Ready to ship,  
delivery period: about 3 - 5 working days

Add to Cart

Price excl. shipping costs incl. VAT of the delivery country

### Sowing calendar



### Origin

Multiplier: De Beersche Hoesje / René Groenen and Gineke de Graaf, Jos Jeurken und Ellen Krul, Maatschap Westers Bio-Akkerbouw  
Breeder: b-d EHZ  
Certifications: Demeter

### Cultivation

Sowing depth: 5-8 cm  
Raise in seed bed: from end of January for planting out from beginning of March possible  
Seed germination temperature: 5-10 °C  
Planting distance: ca. 60 x 10 cm  
Direct sowing: as early as possible in open ground, from end of February till approx. early May

## Hangdown grünkernig G140



Green seeded, mid season hardy variety. 4-5 medium sized beans produced in long hanging pods. Very good yields. Beans remain tender and green when cooked.

portion  
34 grain - sufficient for 25 plants

€3.80  
€111.76 /1000 grain

Ready to ship,  
delivery period: about 3 - 5 working days

Add to Cart

Price excl. shipping costs incl. VAT of the delivery country

### Sowing calendar



### Origin

Multiplier: Jos Jeurken und Ellen Krul, Maatschap Westers Bio-Akkerbouw, Warmonderhofstede vof / Johan Verheijde  
Breeder: b-d EHZ  
Certifications: Demeter

### Cultivation

Sowing depth: 5-8 cm  
Raise in seed bed: from end of January for planting out from beginning of March possible  
Seed germination temperature: 5-10 °C  
Planting distance: ca. 60 x 10 cm  
Direct sowing: as early as possible in open ground, from end of February till approx. early May

## Marona G124



Marona is a very early, long podded, round shaped variety. Early high yielder. Robust variety, particularly suitable for the first sowings and for growing under exposed conditions. Excellent, aromatic flavour. Pod length 17-18 cm.



portion  
30,00 g - sufficient for 50 plants

€3.80  
€126.67 /1 kg

Ready to ship,  
delivery period: about 3 - 5 working days

Add to Cart

Price excl. shipping costs incl. VAT of the delivery country

### Sowing calendar



### Characteristics

Pod length: 17-18 cm  
Ripening: very early  
Pod colour: mid green  
Pod cross section: round oval  
Seed colour: brown  
Type of bean: green podded  
Fillet bean: no  
Pod thickness: 9-10 mm

### Cultivation

Sowing depth: 2-3 cm  
Amount of seed needed: 0.9-1.2 kg/ha / 15-20 seeds per running metre  
Planting distance: 40-60 x 8-10 cm  
Direct sowing: beginning of May till mid of July

Jeg tilstræber at få tidlige bønner i år, hvorfor de to øverste er valgt. Franske bønner (Marona) smager bare rigtig godt, men er til noget senere.

Bingenheimers dyrkningsanvisninger kan ikke helt bruges, hvad angår tidsforslag, idet de er målrettet Tyskland. Jeg forkultiverer oftest bønner.



# 8. Forårsløg

## Allium fistulosum

Dyrkning: Så i april-maj. Enten direkte på friland eller forkultivering. Høst omkring juli. Bemærk at de kan også bruges som flerårige, hvor nogle skafte lades stå. De visner ned om vinteren men kommer i det tidlige forår, og da er de grønne toppe vidunderligt smagende. Brug: Både de grønne toppe og det hvide skaft kan bruges. Jeg ynder at bruge dem rå, fintsnittede, men de kan naturligvis også bruges svitsede i alskens grøntsagsretter.

### Ischikrona G466



Developed from Ishikura Long White. Bunching onion which instead of onions, forms long white and thick stems. Leaves are fresh green and stand very upright. Sowing time bunching onion: Successional beginning of March till mid July. For throughout the season and reasonably frost hardy.



portion  
2,00 g -sufficient for 700 plants

€3.80


€1,900.00 /1 kg

Ready to ship,  
delivery period: about 3 - 5 working days

Add to Cart

Price excl. shipping costs incl. VAT of the delivery country

### Sowing calendar



### Origin

Multiplier: Saat-zucht Rose  
Breeder: A. Maaß  
Certifications: Demeter

### Cultivation

Sowing depth: ca. 2 cm

Raise in seed bed: for open ground: successional mid of January for planting out from mid of March, last sowing end of June for planting out end of July

for greenhouse: mid of July for planting out mid of August

Amount of seed needed: ca. 50 g/a; 60-70 seeds per running metre

Seed germination temperature: ca. 20 °C

Planting distance: direct sowing 25-30 x 2 cm  
planting 30 x 20 cm

Direct sowing: open ground: successional beginning of March till beginning of July  
overwintering in greenhouse: beginning till end of August



# 9. Gulerødder

*Carota*



Gulerod er væsentligste hverdags-rodfrugt til alting, rå, svitset, kogt eller til juice sammen med andre grøntsager og frugter.



Fotos: Shutterstock



Ikke at forglemme, at gulerod også kan bruges til min yndlingskage over alle kager: Gulerodskage med flødeostcreme. Billederne viser to vidt forskellige anretningsmåder af nogenlunde samme kage.



- **Dyrkning:** De sås i 1,5-2,5 cm. dybde. Kan sås fra marts med fiberdug, men kan også sås sent, dvs. ultimo maj. Det vigtigste at huske omkring dyrkning af gulerødder er at tynde ud, og at så dem på en letgennemtrængelig jord, men ellers kræver de ikke meget af jorden. Kalium, magnesium og bor er de vigtigste stoffer at have i balanceret form i jorden ved såning, mens de er mindre afhængige af høj kvælstofmængde. Det er en god ide at hyppede omkring gulerødder. Jeg må indrømme, at jeg har ikke haft heldigste hånd med gulerødder gennem tiden, så jeg har fortrinsvis købt hos andre dyrkere. På jordkurset fik jeg svaret: Cystenematoder og rodgallenematoder kan få dem til at krølle. Derfor er kodeordet igen igen: Skab god jordfrugtbarhed, så løser naturen det selv, idet nematodebalancen er optimal i en frugtbar jord.
- **Karakteristika:** Gulerod er toårig ligesom mange andre arter i skærmpantefamilien. Det første år dannes der kun blad-roset og en tynd pælerod. Efter nogen ugers vækst begynder den øvre del af pæleroden at blive tykkere, og gennem resten af året fortsætter væksten af pæleroden og den fyldes op med bl.a. sukker-stoffer. Hvis planten får lov, vil den efter en vinters kulde begynde væksten igen og vil så bruge næringsstofferne fra roden til at danne stængel, blomst og frø – og dø når frøene modnes.

(Se fx wikipedia for et meget fint planteportræt).



## Soletta (KS-MOG-TH-PURP) (AS) G772



Conical carrot with violet outer skin and a playful range of yellow, orange and violet tones inside. A somewhat broader and courser crown but with a uniformity of form. Fast development (ca. 100 days). Do not sow too early, since violet carrots are particularly susceptible to damage from hail. Strong, long-lasting and sweet flavour.



portion  
1,75 g - sufficient for 1000 plants

**€3.80**  
€2,171.43 / 1 kg

Ready to ship,  
delivery period: about 3 - 5 working days

[Add to Cart](#)

Price excl. shipping costs incl. VAT of the delivery country

### Sowing calendar



### Characteristics

Use: Bunching and fresh market  
Type: Flakkeese 2  
Growing season: 100-110 days  
Root shape: conical

### Cultivation

Sowing depth: 1.5-2.5 cm  
Amount of seed needed: bunching: 1.5-2.0 million seeds/ha; ca. 100 seeds per running metre  
fresh market: 1.2-1.8 million seeds/ha; 80-100 seeds per running metre  
processing: 0.8-1 million seeds/ha; 60-70 seeds per running metre  
Planting distance: 30-35 x 2-3 cm  
Direct sowing: in open ground from March till early July at the latest, for bunching till end of July

### Origin

## Foniro G341



Developed from Forono. Cylindrical type, uniform dark red colour, can be cut into regular slices when processed. Somewhat shorter season than Robuschka. For summer and autumn harvest. An agreeable mild sweet flavour. Also available as precision seed (calibrated).

### Sowing calendar



### Origin

Multiplier: Augustin Deceans, Gärtnerei Piluweri, Michel Thibaud, Rémi Colombet, Rose-GbR-Kühren / Tilo Rose, Walsegarten  
Breeder: b-d EHZ  
Certifications: Bio Cohérence, Bioland, Demeter, EU Bio

### Cultivation

Sowing depth: 3-4 cm  
Planting distance: at least 30 x 5-10 cm  
Direct sowing: mid of April till mid of July

## colorful carrot mix G761



The information on the bag is only available in German.

A colourful mixture of Gelbe Gochsheimer, Oxhella (orange), Weiße Küttiger and KS-MOG-TH-PURP (purple) for more colour and taste variety. Carrots love loose soils that do not tend to silt up. In heavy soils, it is better to grow on embankments. Tip: Do not apply fresh fertiliser! Grow carrots in the same place only every 6 years.

portion  
2,00 g - sufficient for 1.000 plants


**€5.14**  
€2,568.75 / 1 kg

Ready to ship,  
delivery period: about 3 - 5 working days

[Add to Cart](#)

Price excl. shipping costs incl. VAT of the delivery country

### Sowing calendar



### Cultivation

Sowing depth: 1.5-2.5 cm  
Amount of seed needed: bunching: 1.5-2.0 million seeds/ha; ca. 100 seeds per running metre  
fresh market: 1.2-1.8 million seeds/ha; 80-100 seeds per running metre  
processing: 0.8-1 million seeds/ha; 60-70 seeds per running metre  
Planting distance: 30-35 x 2-3 cm  
Direct sowing: in open ground from March till early July at the latest, for bunching till end of July

I tiden er jeg ret begejstret for de mangefarvede gulerødder, især de rødlige falder i god jord hos mine børn og børnebørn, hvorfor jeg skal have ekstra mange af dem.

På næste side er der valgt en sommer- og en vintergulerodstype, således at selvforsyningen kan strækkes ud på længst mulig tid.



## Dolciva G660



Uniform Nantes type variety. With rapid early growth and strong healthy leaves, less sensitive to Alternaria. Grades well, less prone to splitting. Stores well. An intense, sweet carrot flavour. Particularly suitable for heavy soils.



portion  
1,75 g - sufficient for 1.000 plants

**€3.80**  
€2,171.43 / 1 kg

Ready to ship,  
delivery period: about 3 - 5 working days

[Add to Cart](#)

Price excl. shipping costs incl. VAT of the delivery country

### Sowing calendar



### Characteristics

Use: fresh market, storage  
Type: Nantes  
Growing season: ca. 130 days  
Root shape: cylindrical, long

### Origin

### Cultivation

Sowing depth: 1.5-2.5 cm  
Amount of seed needed: bunching: 1.5-2.0 million seeds/ha; ca. 100 seeds per running metre  
fresh market: 1.2-1.8 million seeds/ha; 80-100 seeds per running metre  
processing: 0.8-1 million seeds/ha; 60-70 seeds per running metre  
Planting distance: 30-35 x 2-3 cm  
Direct sowing: in open ground from March till early July at the latest, for bunching till end of July

## Robila G281A



Very long, slim, cylindrical stump rooted autumn and winter carrot. Very good keeping qualities. Evenly coloured and with a well developed sweet, mild, nutty, carrot flavour.



portion  
1,75 g - sufficient for 1.000 plants

**€3.80**  
€2,171.43 / 1 kg

Ready to ship,  
delivery period: about 3 - 5 working days

[Add to Cart](#)

Price excl. shipping costs incl. VAT of the delivery country

### Sowing calendar



### Characteristics

Use: fresh market, storage  
Type: Lange Rote Stumpfe  
Growing season: 150-160 days  
Root shape: cylindrical, slender, stump rooted

### Origin

### Cultivation

Sowing depth: 1.5-2.5 cm  
Amount of seed needed: bunching: 1.5-2.0 million seeds/ha; ca. 100 seeds per running metre  
fresh market: 1.2-1.8 million seeds/ha; 80-100 seeds per running metre  
processing: 0.8-1 million seeds/ha; 60-70 seeds per running metre  
Planting distance: 30-35 x 2-3 cm  
Direct sowing: in open ground from March till early July at the latest, for bunching till end of July

# 10. Kartoffler

## *Capicum annuum*

- **Dyrkning:** Forspires gerne inde fra februar ved at lægge dem i en æggebakke i et rum med 14-18 grader med godt lysindfald. De vil spire inden en måned. Vand kun meget lidt, idet det øger risiko for skimmelangreb.
- **Høst:** Kan høstes lige før Sankt Hans. Man kan fremme hastigheden ved at afdække bedet med plastik lige når de er plantet ud.
- **Jord:** Kan vokse i al slags nærringsrig jord, kræver rigeligt med kvælstof og kalium. Man kan også eksperimentere med at lægge dem på jorden og fylde 40 cm enten halm eller tang over. Eller man kan, som billedet viser, eksperimentere med at etablere dyrkningstårne.
- **Brug:** Velkendt.



### Meget tidlige kartoffelsorter

Sort	Hud	Kød	Form	Udbytte
Hamlet	gul	lysgul	oval-rundoval	højt
Hela	gul	lysgul	pæreformet	middel-højt
Revelino	gul	lysgul	runde	middel-højt
Marabel	gul	lysgul	rund-oval	middel-højt
Primula	gul	gul	langoval	højt

<https://www.havenyt.dk/artikler/koekkenhaven/groensager/kartofler/491.html>

### Middeltidlige kartoffelsorter

Sort	Hud	Kød	Form	Udbytte
Alex	lysgul	hvid	langoval-lang	højt
Asparges	gul	gul	lang	lavt
Bintje	gul	hvidgul	lang-oval	middel-højt
Ditta	gul	gul	lang-oval	højt
Exquisa	gul	gul	lang-oval	middel
Folva	gul	gul	rundoval-rund	meget højt
Hanna	gul	lysgul	oval-langoval	højt
Hansa	gul	gul	oval	højt
Imperia	lysgul	lysgul	langoval	højt
Jutlandia	gul	gul	rundoval-oval	middel-højt
King Edward	rødlig	hvid	oval	middel
Raja	rød	gul	oval	højt
Sava	gul	gul	oval-langoval	middel-højt
Sieglinde	gul	gul	oval	middel
Æggeblomme	gul	gul	rund	middel




# 11. Kålrabi el. glaskål

## *Brassica oleracea var. gonglydes*

Lidt navneforvirring: Kålrabi, også kaldet kålroer var i gamle dage flere kilo gule roer, der mest blev brugt til dyrefoder. Glaskål er en mindre 'roe' med blade, der sidder på lange, lige stængler, der får den til at ligne en lille ufo. Glaskål kaldes også knudekål og glaskålrabi. Den findes i lilla, som de købte, eller i en limegrøn udgave.

- **Dyrkning:** Forspires gerne inde fra marts eller april, eller direkte på såstedet løbende gennem et par måneder.
- **Høst:** De må slet ikke vokse sig store. Se ovenfor de købte sorter; den til venstre har kort brugstid, den til højre kan opbevares vinteren over.
- **Jord:** Kan vokse i al slags næringsrig jord. De angribes nemt af jordlopper; det kan mindskes ved at dække med insektnet samtidig med at man sår.
- **Brug:** Smager neutralt hvorfor den kan bruges som 'fyld' i alskens grøntsagsretter. Krydr godt.

### Blaril G233



Large, blue kohlrabi for late summer and autumn cultivation. Flat-round to round stems which despite their large size (up to 1 kg) remain tender and do not grow woody. They can be stored until March. Recommended planting distance: 40 x 30 cm.

portion  
0,25 g - sufficient for approx. 60 plants

€3.80  
€15,200.00 / 1 kg

Ready to ship, delivery period: about 3-5 working days

Add to Cart

Price excl. shipping costs incl. VAT of the delivery country

#### Sowing calendar

	Jan	Feb	Mar	Apr	May	Jun	Jul	Aug	Sep	Okt	Nov	Dec
Sowing for planting						■						
Planting outside							■					
Harvest								■	■	■		


#### Origin

Multiplier: Gärtnerrei der Lebensgemeinschaft Hötterberg  
Breeder: I. Randuja  
Certifications: Demeter

#### Cultivation

Sowing depth: ca. 1 cm  
Raise in seed bed: for open ground: end of January till mid of July for planting out from mid of March till mid of August  
for greenhouse: beginning of December till beginning of January for planting out from beginning till end of February or sowing end of July for planting out from end of August  
Seed germination temperature: 18-20 °C  
Planting distance: greenhouse ca. 25 x 25 cm  
open ground ca. 30 x 30 cm

### Azur Star G227



The earliest and most beautiful blue outdoor variety. Suitable for growing in a heated or cold greenhouse, under plastic as well as for using throughout the outdoor growing season. Without a tendency to become woody, very bolt resistant. Azur Star has a beautiful, slightly flattened, round, deep blue, delicate swollen stem on a long stalk. Leaves of average strength and delicate leaf stalks. Very good flavour.

portion  
0,40 g - sufficient for 60 plants

€3.80  
€9,500.00 / 1 kg

Ready to ship, delivery period: about 3-5 working days

Add to Cart

Price excl. shipping costs incl. VAT of the delivery country

#### Sowing calendar

	Jan	Feb	Mar	Apr	May	Jun	Jul	Aug	Sep	Okt	Nov	Dec
Sowing for planting	■	■	■	■	■	■	■	■	■	■	■	■
Planting outside						■	■	■	■	■	■	■
Harvest								■	■	■	■	■

#### Origin

Multiplier: Gärtnerrei der Lebensgemeinschaft Biogenheim, Hofgut Rengoldshausen / Vera Becker, Sativa Rheinau, Wälselgarten  
Breeder: b-d EHZ  
Certifications: Demeter, EU Bio

#### Cultivation

Sowing depth: ca. 1 cm  
Raise in seed bed: for open ground: end of January till mid of July for planting out from mid of March till mid of August  
for greenhouse: beginning of December till beginning of January for planting out from beginning till end of February or sowing end of July for planting out from end of August  
Seed germination temperature: 18-20 °C  
Planting distance: greenhouse ca. 25 x 25 cm  
open ground ca. 30 x 30 cm

## 12. Løg

- **Dyrkning:** Løg er nemme at dyrke. Sætteløg sættes lige under overfladen af jorden. Hvis de startes fra frø, så cirka 2 cm. dybde. Det er vigtigt med tilstrækkelig afstand, god jord og tilstrækkeligt med vand, så er løg næsten sikre at dyrke.

### Robelja G463



Second early, dark red, with colour that penetrates through the onion with round to slightly flattened form. Very high yielding, healthy and good for mediumlong storage.

portion  
3,00 g -sufficient for 400 plants

€3.80  
€1,266.67 / 1 kg

Ready to ship,  
delivery period: about 3 - 5 working d.

Add to Cart

Price excl. shipping costs incl. VAT of the country

#### Sowing calendar



#### Characteristics

Botanical name: Allium cepa

#### Origin

Multiplier: Rose-GbR-Kühren / Tilo Rose

Breeder: b-d EHZ

Certifications: Bioland

#### Cultivation

Sowing depth: ca. 2 cm

Raise in seed bed: beginning of March for planting out from beginning of April

Amount of seed needed: ca. 50 g/a; ca. 40 seeds per running metre

Seed germination temperature: ca. 20 °C

Planting distance: direct sowing 25-30 x 2.5 cm  
planting ca. 30 x 30 cm; Spring onions: 20 x 20 cm, 1 plant/soil block

Direct sowing: beginning till end of March

### Cuisse de Poulet G757



Long, shallot-like traditional onion from France. Short light grey-green leaves, pink-white flesh, average keeping quality, good level of sweetness and exceptional aroma. Thanks to its taste it is best eaten raw.

portion  
1,75 g -sufficient for 300 plants

€3.80  
€2,171.43 / 1 kg

Ready to ship,  
delivery period: about 3 - 5 working d.

Add to Cart

Price excl. shipping costs incl. VAT of the country

#### Sowing calendar



#### Characteristics

Botanical name: Allium cepa

#### Origin

Multiplier: Biologischer Gartenbau Wedemeyer / Silke Wedemeyer, Saat-zucht Rose

Breeder: b-d EHZ

Certifications: Demeter

#### Cultivation

Sowing depth: ca. 2 cm

Raise in seed bed: beginning of March for planting out from beginning of April

Amount of seed needed: ca. 50 g/a; ca. 40 seeds per running metre

Seed germination temperature: ca. 20 °C

Planting distance: direct sowing 25-30 x 2.5 cm  
planting ca. 30 x 30 cm; Spring onions: 20 x 20 cm, 1 plant/soil block

Direct sowing: beginning till end of March

Se også afsnit om flerårige grøntsager, hvor jeg har udset mig en række forskellige flerårige løg at dyrke.



# 13. Majroe

## *Brassica rapa var. rapa*

- Dyrkning: Forspires gerne fra marts, eller sås direkte på såstedet i april.
- Jord: Kan vokse i al slags næringsrig jord. Er nemme at dyrke.
- Høst: Jeg holder især af det, at man allerede har rodfrugter at bruge fra maj.
- Brug: Bruges bedst, når de relativt små. Da kan de spises rå og bruges i salat. De kan også sautes og spises med 'bid', eller de kan puttes i alskens grøntsagsgryder som 'fyld'. Krydr godt.

### Blanc globe a collet violet G669



Large, round turnip for growing throughout the year. White with a purple neck. Very quick growing with vigorous leaves. Quickest variety on offer. Bolt resistant and also suitable for early cropping. Good storage quality. White, very tender mild flesh with particularly mild, little sharp flavour and the consistency of a melon.

portion  
1,50 g - suffici

€3.39  
€2,258.33 / 1 kg

Ready to ship  
delivery peri

Add

Price excl. shi  
country

#### Sowing calendar



#### Characteristics

Type: Turnip

#### Origin

#### Cultivation

Sowing depth: 1-2 cm

Planting distance: 20-30 x 5-10 cm.


Direct sowing: mid of March till mid of August

Optimal diameter of the root at harvest: 8-10 cm

# 14. Majs

- **Dyrkning:** Sås direkte på friland medio maj, når jorden er over 15 grader. Kan også forkultiveres. Så i en firkant, der er minimum 4 rækker stor. Så i 12-15 cm. dybde, 20-25 cm. mellem frøene i for-vandet jord. Planten bliver stor.
- **Jord:** Kan vokse i al slags næringsrig jord. Er nemme at dyrke.
- **Høst:** Der kommer 3-5 kolber pr. plante, høst er 12-15 uger efter såning, dvs. 3-4 måneder efter såning, oftest primo september.

**Damaun (AS) (früh) G456**



Maturity (shortest period) ca. 85-95 days.  
Medium tall growth. The cobs are somewhat smaller than later varieties.

**€3.80**  
€70.37 / 1000 grain

portion  
54 grain - sufficient for approx. 40 plants

Ready to ship,  
delivery period: about 3 - 5 working days

[Add to Cart](#)

Price excl. shipping costs incl. VAT of the delivery country

**Sowing calendar**

	Jan	Feb	Mar	Apr	May	Jun	Jul	Aug	Sep	Okt	Nov	Dec
Sowing Outdoor					■	■						
Sowing for planting					■							
Harvest								■	■			

**Origin**  
Multiplier: Sativa Rheinau  
Breeder: F. Ebner  
Certifications: EU Bio


**Cultivation**  
Sowing depth: 3-5 cm  
Amount of seed needed: ca. 1,000 seeds/a; 5-7 seeds per running metre  
Cultivation note: Because of the danger of crossing they should be planted at least 500 m away from fodder maize crops and other sweet corn varieties.  
Planting distance: single rows ca. 60 x 20-25 cm  
double rows 80-100 x 20-25 cm  
Direct sowing: beginning of May till mid of June

# 15. Peberfrugt

- **Dyrkning:** Varmekrævende! Spirer først ved over 20 grader, gerne 24 grader. Forkultiveres inde primo februar. Planter ud i drivhus. Vær balanceret med vanding på alle stadier af plantens liv, da rødderne nemt rådner.

- **Høst:** Peberfrugter er modne sidst på sommeren. Først er de grønne, dernæst gule, orange eller røde alt efter sort.

### Padron G755



Tall growing, very high yielding variety. Many, small thin-skinned fruits. Very productive right into the the autumn. The fruits are entirely green up to 5 cm in length and recommended for frying. Larger fruits become hot. Known as "Pimientos de Padros" (classic Spanish tapas) and also "Russian Roulette pepper" because even the small peppers can be hot.

portion  
16 grain - sufficient for 10 plants

€3.80  
€237.50 /1000 grain

Ready to ship,  
delivery period: about 3 - 5 working days

Add to Cart

Price excl. shipping costs incl. VAT of the delivery country

#### Sowing calendar

	Jan	Feb	Mar	Apr	May	Jun	Jul	Aug	Sep	Okt	Nov	Dec
Sowing for planting												
Planting in greenhouse												
Planting outside												
Harvest												


#### Characteristics

Note: Sharpness graded on a scale of 10: 0 (mild) to 10 (very hot).  
Type: bell pepper  
Botanical name: Capsicum annuum  
Ripening: medium  
Colour when ripe: green  
Thickness of flesh: thin  
Shape of fruit: narrow, short  
Growing situation: open ground, under glass

#### Cultivation

Sowing depth: 0.5-1 cm  
Raise in seed bed: for greenhouse: January till end of February for planting out from beginning of March till beginning of May  
for open ground: from beginning of March till beginning of April for planting out from beginning till end of May  
Seed germination temperature: 20-24 °C  
Planting distance: ca. 70 x 50 cm

### Yolo Wonder G300



Large, glistening dark green ripening to red, thick fleshed fruit of stocky form. Particularly suited to grow in a greenhouse. Healthy growth and relatively early ripening. High yielding. Good taste.

portion  
22 grain - sufficient for 15 plants

€3.80  
€172.73 /1000 grain

Ready to ship,  
delivery period: about 3 - 5 working days

Add to Cart

Price excl. shipping costs incl. VAT of the delivery country

#### Sowing calendar

	Jan	Feb	Mar	Apr	May	Jun	Jul	Aug	Sep	Okt	Nov	Dec
Sowing for planting												
Planting in greenhouse												
Planting outside												
Harvest												

#### Characteristics

Note: Sharpness graded on a scale of 10: 0 (mild) to 10 (very hot).  
Type: bell pepper  
Botanical name: Capsicum annuum  
Ripening: medium early  
Colour when ripe: dark green - red  
Thickness of flesh: thick  
Shape of fruit: stocky  
Growing situation: open ground, under glass

#### Cultivation

Sowing depth: 0.5-1 cm  
Raise in seed bed: for greenhouse: January till end of February for planting out from beginning of March till beginning of May  
for open ground: from beginning of March till beginning of April for planting out from beginning till end of May  
Seed germination temperature: 20-24 °C  
Planting distance: ca. 70 x 50 cm

# 16. Porre

- Dyrkning: Porre skal forkultiveres, de sås gerne i april og plantes ud i maj. De hyppes godt, så den hvid rod bliver lang. Skal vandes godt for at blive store. Er nemme at dyrke.
- Høst: Kan høstes hele efteråret / vinter, tåler også frost.
- Brug: Velkendt.

## Blaugrüner Winter/Husky G324A



Frost hardy, high yielding winter leek for harvesting into the winter. Long, white stems without bulb formation, the grey green leaves are healthy, strong and relatively upright making for easier harvesting.

portion  
0,45 g -sufficient for approx. 100 plants

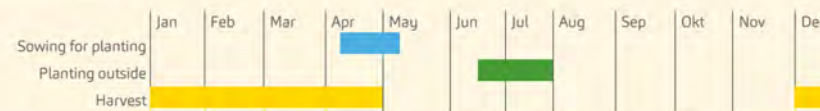
€3.39  
€7,527.78 /1 kg

Ready to ship,  
delivery period: about 3 - 5 working days

[Add to Cart](#)

Price excl. shipping costs incl. VAT of the delivery country

### Sowing calendar



### Characteristics

Type: winter leeks

### Origin

Multiplier: Azienda agricola "Sol Ribaldo" / Elia Betrame  
Breeder: b-d EHZ  
Certifications: Demeter

### Cultivation

Sowing depth: 2-3 cm

Raise in seed bed: early leeks: from mid of January for planting out in March

autumn leeks: February till March for planting out from May till June

winter leeks: April till beginning of May for planting out from beginning of July till beginning of August

Seed germination temperature: 16-18 °C

Planting distance: 30-40 x 8-15 cm




# 17. Radiser

## Raphanus sativus

- **Dyrkning:** Sås direkte på såstedet fra april og flere gange i måneden derefter. Kort spiringstid. Spirer ved så lave grader som 3 grader, og trives godt med kølighed. Put gerne dug over, det reducerer mængden af potentielle skadedyr.
- **Jord:** Kan vokse i al slags næringsrig jord. Er nemme at dyrke.
- **Høst:** Spises rå, til alskens slags mad, direkte eller snittet i salat.
- **Brug:** Smager bedst, når de relativt små. Da kan de spises rå og bruges i salat.
- **Bemærk køb af efterårsradise, nederste billede.** Den er ikke særlig velkendt i dk, den sås i juni og kan vinteropbevares. Skal prøve den for første gang.

### Radieschen Trio G728



The information on the bag is only available in German.  
Colourful mix consisting of French Breakfast (red/white), Rudi (red), Eiszapfen (pure white). Versatile in salads or as a topping for bread. Easy to grow vegetables. Everybody can manage it!

portion  
7,20 g - sufficient for 500 plants

€3.80  
€527.78 /1 kg

Ready to ship,  
delivery period: about 3 - 5 working days

Add to Cart

Price excl. shipping costs incl. VAT of the delivery country


#### Sowing calendar

Sowing Outdoor	Jan	Feb	Mar	Apr	May	Jun	Jul	Aug	Sep	Oct	Nov	Dec
Harvest												

#### Cultivation

Sowing depth: ca. 1 cm  
Amount of seed needed: 200-300 g/a; 20,000-25,000 seeds/a; 30-40 seeds per running metre  
Planting distance: open ground 15-25 x 2-3 cm

### Blauer Herbst und Winter (AS) G693



Long rooted autumn radish with purple skin and white flesh, 15-18 cm long. Stores well. A real speciality radish.

portion  
2,75 g - sufficient for 180 plants

€3.39  
€1,231.82 /1 kg

Ready to ship,  
delivery period: about 3 - 5 working days

Add to Cart

Price excl. shipping costs incl. VAT of the delivery country

#### Sowing calendar

Sowing Outdoor	Jan	Feb	Mar	Apr	May	Jun	Jul	Aug	Sep	Oct	Nov	Dec
Harvest												

#### Characteristics

Botanical name: Raphanus sativus var. niger

#### Origin

Multiplicar: Sativa Rheinau  
Breeder: b-d EHZ  
Certifications: EU Bio

#### Cultivation


Sowing depth: 1-2 cm  
Amount of seed needed: for bunching: 30-60 g/a; ca. 12 seeds per running metre  
single roots: 30-60 g/a; 5-7 seeds per running metre  
Planting distance: for bunching ca. 25 x 8 cm  
single roots ca. 25 x 20 cm  
Note: sow more thickly and thin out to the required spacing  
Direct sowing: for bunching and single roots: begin March (under fleece) till end of April and mid of July till mid of August  
forcing radish: in cold greenhouse end of January till end of February or end of August till beginning of September  
Autumn and winter radish: beginning of July till beginning of August

# 18. Rosenkål

## *Brassica oleracea var. gemnifera*

- **Dyrkning:** Forkultiveres i starten af april og plantes ud i maj. Der er stor forskel på, hvilke hensyn at tage, alt afhængig af, om det er tidlige eller sene sorter. Jeg har i år købt en sen sort, og disse aftoppes f.eks. ikke, da bladene beskytter planten. Nogle skal bindes op. De angribes af samme skadedyr som andre kål, bl.a. kållarver og kållus, brug derfor gerne fiberdug.
- **Jord:** Kan vokse i al slags næringsrig jord, der kan holdes vandholdig, da de ikke så godt tåler tørke.
- **Høst:** Sene sorter høstes fra november og helt indtil februar.
- **Brug:** Kan koges eller svitses. Den bitre smag reduceres, når man svitser og blander med komplementært smagende grøntsager.

**Idemar G609**



Early to mid-season Brussels sprouts for harvesting up until December (160-170 days to maturity). Medium tall growth. Evenly distributed round and slightly oval sprouts. Not suitable for mechanical harvesting. Earthing up is recommended. Very good taste, mildly aromatic, bred for its flavour. Suitable for both market and backyard gardeners.

bioverita

portion  
0,25 g - sufficient for 40 plants

**€3.80**  
€15,200.00 / 1 kg

Ready to ship,  
delivery period: about 3 - 5 working days

[Add to Cart](#)

Price excl. shipping costs incl. VAT of the delivery country

### Sowing calendar

	Jan	Feb	Mar	Apr	May	Jun	Jul	Aug	Sep	Okt	Nov	Dec
Sowing for planting				■	■							
Planting outside					■							
Harvest											■	■

### Origin

Multiplier: De Beersche Hoeve / René Groenen und Gineke de Graaf, Matthias Funk  
Breeder: C. Matthes  
Certifications: Demeter

### Cultivation

Sowing depth: ca. 1 cm  
Raise in seed bed: mid of March till beginning of May for planting out from mid of April till beginning of June  
Seed germination temperature: 15-20 °C  
Planting distance: ca. 75 x 50 cm





# 19. Rødbede

*Beta vulgaris*



- Type: Amarantfamilien.
- Dyrkning: Sås i april-maj. Sorten 'Bull's Blood' er en toårig urt med sort-røde blade, som både kan bruges som rodplante og hvor bladene kan spises som salat. Kan med fordel gødes med komposteret tang.
- Formering: Frø.
- Jord: Trives i almindelig og sandet havejord i sol.
- Brug: Spis store og små blade i salat. Knoldes høstes om efteråret og brugen er velkendt. Bladene kan indgå i efterårets mælkesyregering af alskens grønt.

Det danske navn rødbede antyder fejlagtigt, at der er tale om røde beder. Røde rødbeder er ganske vist de mest almindelige, men der findes også hvide, gule og rød-hvid stribede rødbeder.

Variationen i form er også stor, idet rødbeder kan være runde, flade, cylindriske eller spidse. Uanset form og farve, har rødbederne en karakteristisk smag, dog med en klar tendens til at de smager af mere, jo mørkere farven er.



18 slags rødbeder. Med start kl. 12, med uret: Cvicikla, Albina Vereduna, Crosby's Egyptian, Burpees Golden, Egyptische Platrunde, Blankoma, Solist, Chioggia, Italian Rossa Mammouth, White Devoy, Boltardy, Cyllindra, Buul's Blood, Moulin Rouge, Crapaudine, Detroit 3, Forono og Juwakugel.



Jeg fik i år lyst til også at prøve andrefarvede beder.

## Tondo di Chioggia G349



Speciality for the farm shop or farmer's market. Glowing bright red skin, striped white and red ringed on the inside. Pale green and relatively short leaves. Also available as precision seed (calibrated).

### Sowing calendar



### Origin

**Multiplier:** Gärtnerei Piluweri, Gärtnerei Willmann, Michel Thibaud, Peter Kiefer, Rémi Colombet, Walsegarten

**Breeder:** b-d EHZ

**Cerifications:** Demeter, EU Bio

### Cultivation

**Sowing depth:** 3-4 cm

**Planting distance:** at least 30 x 5-10 cm

**Direct sowing:** mid of April till mid of July

## Wintersonne G768



Round, yellow beet with good, healthy and upright foliage. External colour is orange, inside it is yellow with delicate white rings. Rapid early development and uniform growth, smooth skin. Specially suited to fresh and direct marketing. A notably sweet and aromatic taste.



### Sowing calendar



### Origin

**Multiplier:** Bioland-Gärtnerei Dalwastengarten, Dorfgemeinschaft Tennental / Gärtnerei Martinshof / Christian Wüst, Gärtnerei Piluweri

**Breeder:** H. P. Christiansen

**Cerifications:** Bioland, Demeter

### Cultivation

**Sowing depth:** 3-4 cm

**Planting distance:** at least 30 x 5-10 cm

**Direct sowing:** mid of April till mid of July

Rodfrugter er efter min overbevisning  
efterårets og vinterens vigtigste fødevaregruppe



Fotos: Shutterstock



## Moutarde Rouge Metis G638



Fast growing leaf mustard with intensely red, finely serrated leaves and green stems. Medium sharp mustard flavour.

portion  
1,50 g - sufficient for 5 m<sup>2</sup>

€3.39  
€2,258.33 / 1 kg

Ready to ship,  
delivery period: about 3 - 5 working days

Add to Cart

Price excl. shipping costs incl. VAT of the delivery country

### Sowing calendar



### Characteristics

Botanical name: Brassica juncea  
Flavour: medium sharp

### Origin

Multiplier: Jos Jeurken and Ellen Krul  
Certifications: Demeter

### Cultivation

Sowing depth: 1-2 cm  
Raise in seed bed: for open ground: beginning of February till beginning of September for planting out from beginning of March till end of September  
for greenhouse: from beginning of January for planting out from mid of February  
for overwintering: till mid of September for planting out till beginning of October  
Amount of seed needed: 100-150 g/a; ca. 80 seeds per running metre  
Seed germination temperature: 15-20 °C  
Cultivation note: frost-hardy to -10 °C  
Planting distance: direct sowing 15-25 x 2 cm  
planting 15-25 x 10-15 cm  
Direct sowing: greenhouse: mid of February till March and end of August till mid of September  
open ground: March till beginning of September

# 20. Salat Lactuca

## Chinese leaves mixture G246



Mixture of Mizuna, Moutarde Rouge Metis, Red Giant and rocket. A visually appealing mixture for extending the range of pot herbs. Only available as sowing discs.

Seed discs ⓘ

Disks		incl. VAT
5 discs 0,38 g - sufficient for 5 pots	Ready to ship, delivery period: about 3 - 5 working days	€3.39
100 discs	Ready to ship, delivery period: about 3 - 5 working days	€23.13 100 discs = €23.13
500 discs	delivery period: about 5 - 8 working days	€108.13 100 discs = €21.63
1000 discs	delivery period: about 5 - 8 working days	€206.25 100 discs = €20.63

Prices excl. shipping costs incl. VAT

Price excl. shipping costs incl. VAT of the delivery country

### Sowing calendar



### Cultivation

Sowing depth: 1-2 cm  
Raise in seed bed: for open ground: beginning of February till beginning of September for planting out from beginning of March till end of September  
for greenhouse: from beginning of January for planting out from mid of February  
for overwintering: till mid of September for planting out till beginning of October  
Amount of seed needed: 100-150 g/a; ca. 80 seeds per running metre  
Seed germination temperature: 15-20 °C  
Cultivation note: frost-hardy to -10 °C  
Planting distance: direct sowing 15-25 x 2 cm  
planting 15-25 x 10-15 cm  
Direct sowing: greenhouse: mid of February till March and end of August till mid of September  
open ground: March till beginning of September

## Mizuna G249



Very quick growing salad plant with a high yield. Forms a thick rosette with finely divided pale green leaves, which can be cut up to five times. Light cabbage flavour.

portion  
1,50 g - sufficient for 5 m<sup>2</sup>

€3.39  
€2,258.33 / 1 kg

Ready to ship,  
delivery period: about 3 - 5 working days

Add to Cart

Price excl. shipping costs incl. VAT of the delivery country

### Sowing calendar



### Characteristics

Botanical name: Brassica rapa var. japonica  
Flavour: light cabbage flavour

### Origin

Multiplier: Gärtnerei Spiren / Per Andersen, ReinSaat KG, Saniya Rhainau, Warmmonderhofstede vof / Johan Verheje  
Certifications: Demeter, EU Bio

### Cultivation

Sowing depth: 1-2 cm  
Raise in seed bed: for open ground: beginning of February till beginning of September for planting out from beginning of March till end of September  
for greenhouse: from beginning of January for planting out from mid of February  
for overwintering: till mid of September for planting out till beginning of October  
Amount of seed needed: 100-150 g/a; ca. 80 seeds per running metre  
Seed germination temperature: 15-20 °C  
Cultivation note: frost-hardy to -10 °C  
Planting distance: direct sowing 15-25 x 2 cm  
planting 15-25 x 10-15 cm  
Direct sowing: greenhouse: mid of February till March and end of August till mid of September  
open ground: March till beginning of September

Der er iblandt de flerårige grøntsager en lang række spændende blade at spise. Deres ulempe er, at mange af dem smager temmelig bittert, så de skal gerne blandes med andre smagsnuancer. Derfor sår jeg en række forskellige enårige salattyper, der smager lige fra det mere friske citrusagtige til skarpt og stærkt.



## Spicy chinese quartet G727



Optically appealing mixture of the chinese leaves Mizuna, Red Giant, Moutarde Rouge Metis and Green in Snow. Mixture works well for one to two cuts.

portion  
2,20 g -sufficient for 5 m<sup>2</sup>

**€3.80**  
€1,727.27 /1 kg

Ready to ship,  
delivery period: about 3 - 5 working days

**Add to Cart**

Price excl. shipping costs incl. VAT of the delivery country

### Sowing calendar



### Cultivation

**Sowing depth:** 1-2 cm

**Raise in seed bed:** for open ground: beginning of February till beginning of September for planting out from beginning of March till end of September

for greenhouse: from beginning of January for planting out from mid of February

for overwintering: till mid of September for planting out till beginning of October

**Amount of seed needed:** 100-150 g/a; ca. 80 seeds per running metre

**Seed germination temperature:** 15-20 °C

**Cultivation note:** frost-hardy to -10 °C

**Planting distance:** direct sowing 15-25 x 2 cm  
planting 15-25 x 10-15 cm

**Direct sowing:** greenhouse: mid of February till March and end of August till mid of September  
open ground: March till beginning of September

## Wilde Rauke G481



Finely serrated, rosette type wild form of the garden rocket. It grows more slowly. It can be cut time and again and keeps significantly longer than Ruca. Wild Rocket can be cultivated in a cold greenhouse like corn salad and is similar frost-hardy. Strong aromatic flavour. **Multi seeded pellets are also available** (contains 12-15 seeds).

portion  
0,30 g -sufficient for 10 m<sup>2</sup>

**€3.39**  
€11,291.67 /1 kg

Ready to ship,  
delivery period: about 3 - 5 working days

**Add to Cart**

Price excl. shipping costs incl. VAT of the delivery country

### Sowing calendar



### Origin

**Multiplier:** Jos Jeuken und Ellen Krül, Sativa Rheinland, Suet GmbH

**Breeder:** b-d EHZ

**Certifications:** Demeter, EU Bio

### Cultivation

**Sowing depth:** ca. 0.5 cm

**Raise in seed bed:** for open ground: beginning of February till end of July for planting out from mid of March till mid of August

for greenhouse: from beginning of January for planting out from mid of February

for overwintering: till end of August for planting out till mid of September

**Seed germination temperature:** 20-25 °C

**Planting distance:** direct sowing 25-30 x 0.5-1 cm  
planting ca. 25 x 15 cm

**Direct sowing:** greenhouse: mid of February till end of August  
outdoors: March till mid of August

## Till G382



The firm layered and unique pointed leaves form a head-like fresh green rosette with a pale green heart. A fast-growing variety. Very good for growing early crops under glass. Can also be used for Baby Leaf production and first sowings outdoors. Very fine flavoured crisp lettuce. **Also available in pelleted form** (primed).



portion  
0,15 g -sufficient for 120 plants

**€3.39**  
€22,583.33 /1 kg

Ready to ship,  
delivery period: about 3 - 5 working days

**Add to Cart**

Price excl. shipping costs incl. VAT of the delivery country

### Sowing calendar



### Characteristics

**Colour:** green

**Pelleted form:** at least 95 % germination

### Origin

**Multiplier:** Gärtnerei Apfeltraum / Annette Gläser und Boris Laufer, Gärtnerei Marlin GbR / Robert Hahn-Godffroy und Judith Taschenmacher, Saatzzucht Rose

**Breeder:** Kultursaat EHZ

### Cultivation

**Sowing depth:** 0.5 cm

**Raise in seed bed:** for open ground: from February for planting out from March, last sowing end of July for planting out from mid of August

for greenhouse: from December for planting out from end of January, from mid till end of August for planting out from beginning till end of September

**Seed germination temperature:** 15-20 °C

**Planting distance:** greenhouse ca. 25 x 25 cm  
open ground ca. 30 x 30 cm

## Red Salad Bowl G379



Bright red leafed oak leaf salad with large, relatively loose heads. Due to its texture and bi-coloured leaves it is particularly recommended for Baby Leaf production. **Speciality for amateur gardeners.**

portion  
0,20 g -sufficient for 120 plants


**€3.39**  
€16,937.50 /1 kg

Ready to ship,  
delivery period: about 3 - 5 working days

**Add to Cart**

Price excl. shipping costs incl. VAT of the delivery country

### Sowing calendar



### Characteristics

**Colour:** red

### Origin

**Multiplier:** Gärtnerei von Voedtko GbR / Stefan Eysermanns, Hofgut Rengoldshausen / Vera Becher, LohmannsHof Gärtnererei / Inh. Max Rehberg, Maria Bienert, Saatzzucht Rose

**Breeder:** b-d EHZ

**Certifications:** Demeter

### Cultivation

**Sowing depth:** 0.5 cm

**Raise in seed bed:** for open ground: from February for planting out from March, last sowing end of July for planting out from mid of August

for greenhouse: from December for planting out from end of January, from mid till end of August for planting out from beginning till end of September

**Seed germination temperature:** 15-20 °C

**Planting distance:** greenhouse ca. 25 x 25 cm  
open ground ca. 30 x 30 cm

# 21. Selleri

## *Apium graveolens var. rapaceum*

- **Dyrkning:** Frøformering. Skal sås cirka 10 uger før udplantning. Man kan vælge at købe planter fra planteskole, for det kræver temmelig meget at få dem ordentligt i gang. Se en rigtig god og detaljeret dyrkningsanvisning på havenyts hjemmeside:  
<https://www.havenyt.dk/artikler/koekkenhaven/groensager/rodfrugter/1389.html>
- **Jord:** Kræver en løsnet, luftig og meget næringsrig jord samt megen sol. Der er lidt forskellige krav til ph-værdien, alt efter type jord. Der kan også være udfordringer med mangel på bor i jorden. Dowding-dyrkningsmetoden skulle være en nogenlunde sikker metode, dvs. dyrkning direkte i kompost.
- **Brug:** Selleri var da jeg var barn stærkt undervurderet. Sidenhen har jeg lært at bruge den på alskens måder. Skåret i tern og stegt hårdt, så skorpen bliver karamelagtig, eller paneret og stegt, eller som en bøf i burger, eller kogt i mælk og pureret, eller revet og råmarineret, eller fermenteret... Tjek nettet ud for spændende opskrifter, for mange mennesker har opdaget denne rodfrugts mange spændende facetter!

## Monarch G406



Very large and very heavy, tankard shaped, pale coloured roots with a low set root base. Interior quality exceptionally white and firm. Not sensitive to celery leaf spot. Remains white when cooked too. Pleasantly mild, nutty taste, excellent for storing. **Also available in pelleted form (primed).**

portion  
0,09 g -sufficient for 100 plants

€2.28


€25,277.78 /1 kg

Ready to ship,  
delivery period: about 3 - 5 working days

Add to Cart

Price excl. shipping costs incl. VAT of the delivery country

### Sowing calendar



### Origin

Multiplier: De Beersche Hoeve / René Groenen und Gineke de Graaf, Gärtnerei Spiren / Per Andersen, LohmannsHof Gärtnerei / Inh. Max Rehberg

Breeder: b-d EHZ

Certifications: Demeter, EU Bio

### Cultivation

**Sowing depth:** Germinates in light, lightly covered.

**Raise in seed bed:** February till end of March for planting out from April

**Note:** All celery seed is tested for seed borne disease before it can be sold. If any trace of Septoria is discovered the seeds are given a warm water treatment to kill of the spores.

**Seed germination temperature:** ca. 20 °C

**Note:** Keeping seedlings warm enough will prevent bolting

**Planting distance:** ca. 40 x 40 cm

## Ibis G402



A quick growing strain with a smooth, oval round root. The leaves are fresh green, medium long and slightly drooping and particularly robust against Septoria. The small leaf crown simplifies cleaning. Its good resistance to bolting means it can be grown early under protection. Very good storage variety. **Also available in pelleted form (primed).**

portion  
0,06 g -sufficient for 100 plants

€3.39

€56,458.33 /1 kg

Ready to ship,  
delivery period: about 3 - 5 working days

Add to Cart

Price excl. shipping costs incl. VAT of the delivery country

### Sowing calendar



### Origin

Multiplier: Betriebsgemeinschaft Gärtnerei Röllingsen, Gärtnerei Willmann

Breeder: b-d EHZ

Certifications: Demeter

### Cultivation

**Sowing depth:** Germinates in light, lightly covered.

**Raise in seed bed:** February till end of March for planting out from April

**Note:** All celery seed is tested for seed borne disease before it can be sold. If any trace of Septoria is discovered the seeds are given a warm water treatment to kill of the spores.

**Seed germination temperature:** ca. 20 °C

**Note:** Keeping seedlings warm enough will prevent bolting


**Planting distance:** ca. 40 x 40 cm




## 22. Spinat

- **Dyrkning:** Spinat er meget nemt at dyrke. Kan sås om efteråret, og så har man meget tidlig spinat næste forår. Kan sås hele det tidlige forår. Prøver man senere på sæsonen går de i stok eller blomst.
- **Jord:** Kan vokse i al slags næringsrig jord.
- **Høst:** Brug helst de spæde blade.
- **Brug:** Kan spises rå eller stuves eller svitses. Kan tilføjes nærmest en hvilken som helst ret. Jeg har reduceret at bruge enårig spinat, idet så mange af de flerårige planter med meget mere spændende smagsnuancer har erstattet spinat. Bl.a. er jeg vild med spinatranke, der på ganske lidt plads vokser opefter og giver et væld af blade, der smager stort set som spinat.

### Winterriesen/Verdil G414




Large leaved, second early variety with rather tender leaves. Particularly suitable for autumn and winter cultivation. Very characteristic leaves with pointed tips at the lower end. Flavour is particularly aromatic and therefore best used raw in salad.



portion  
25,00 g -sufficient for 10 m<sup>2</sup>

**€3.80**  
€152.00 /1 kg

● Ready to ship,  
delivery period: about 3 - 5 working days

 Add to Cart

Price excl. shipping costs incl. VAT of the country

#### Sowing calendar

	Jan	Feb	Mar	Apr	May	Jun	Jul	Aug	Sep	Okt	Nov	Dec
Sowing in greenhouse												
Sowing Outdoor												
Harvest												

#### Origin

Multiplier: Rose-GbR-Kühren / Tilo Rose, Saatucht Rose  
Breeder: B. von Wistinghausen  
Certifications: Bioland, Demeter

#### Cultivation

Sowing depth: ca. 3 cm  
Amount of seed needed: leaf spinach: 300-400 g/a; 60-80 seeds per running meter  
spinach heads: 150-200 g/a; ca. 30-50 seeds per running meter  
Planting distance: between rows ca. 30 cm  
Direct sowing: spring: beginning of March till mid of April  
summer: end of April till mid of July  
autumn: end of July till mid of August  
overwintering: end of August till mid of September

# 23. Sukkerærter

*Pisum sativum convar. axiphium*

- Dyrkning: Sås i april-maj. Kan opbindes, den købte sort kræver det dog ikke.
- Jord: Trives i almindelig næringsrig jord.
- Brug: Hele ærten incl. bælg kan spises. Rigtig god rå men kan også koges.

## Ambrosia G161



Traditional, medium early mangetout producing a good yield. Mid green pods. Grows up to 70 cm. Very sturdy, so a support is not necessary.

portion  
25,00 g - sufficient for 100 plants


**€3.80**  
€152.00 / 1 kg

Ready to ship,  
delivery period: about 3 - 5 working days

[Add to Cart](#)

Price excl. shipping costs incl. VAT of the country

### Sowing calendar



### Characteristics

Type of pea: Sugar peas (mangetout)

### Origin

### Cultivation

Sowing depth: 3-5 cm

Planting distance: 30-45 x 3 cm or double rows with support and 60-80 cm path


Direct sowing: Field peas and Sugar peas from March

Garden peas from beginning of April

## 24. Sødkartoffel / batat

*Ipomoea batatas*

- Oprindelse: Fra det Nordvestlige Sydamerika. Er ikke i familie med kartoflen, men er en slyngplante, hvor frugten har en sød, nøddeagtig smag.
- Dyrkning: Subtropisk plante, der skal have meget lys og varme, så hører bedst til i et drivhus. Behandl dem som tomat, chili og peberfrugt. Skær en sødkartoffel i to halve, sæt tandstikker i siden, så bunden er under vand og toppen er oven vande. Placer glasset i et varmt vindue. Når den spirer, halveres kartoflen, placer den spirende del i en krukke med muldholdig jord og dræn. Spiren skal være over jorden (fordi det er en slyngplante). Stil den herefter i drivhus. Høstes 90-100 dage efter såning.
- Brug: Velkendt.





# 25. Squash / Græskar

F.eks. cucurbita

- Squash på amerikansk, courgette på fransk og zucchini på italiensk. Græskar er i familie med squash.
- Type: Cucurbita-slægten. Der findes et utal af typer.
- Jord: Dyrkning i randen af en lun kompostbunke er godt, fordi jordtemperaturen her er høj.
- Formering: Kort udviklingstid, sås midt i maj, men succesraten stiger hvis de forkultiveres i drivhus, fordi de kræver 15 grader for at blomstre og sætte sig. Planterne skal nå at blive store, før de sætter frugt. Er følsomme overfor kulde og blæst.
- Læs i Havenyt om forskellen/ ensheden og mellem og typer af squash og græskar:  
[https://www.havenyt.dk/artikler/koekkenhaven/groensager/agurk\\_graeskar\\_og\\_squash/80.html](https://www.havenyt.dk/artikler/koekkenhaven/groensager/agurk_graeskar_og_squash/80.html)





En lille fjollet græskarfortælling, der fortæller noget om naturens kraft. ☺ Sommer 2021, jeg havde været på ferie i tre uger og glædede mig til at se haven igen. Der havde været varmt og tørt – hvad mon der er sket? Jeg havde sat en græskarplante i et højbed og lagt an til, at den skulle få lov at erobre hele bedet, men se, den gik sine egne veje,

bagom højbedet, henover den grønne krukke med det lille træ i, op ad bøgehækken...

Den havde sat sig fast med sine vanvittigt stærke klatretråde, der tilsammen bærer flere kilo plante med et voksende græskar.



Læg mærke til, at øverst er en blomst, lidt nedenunder et ca. 10 cm. i diameter græskar og nederst et på ca. 20 cm. Jeg er spændt på, om trådene holder...



I Køge 2022 prøvede jeg for første gang, at vi dyrkede ufo-græskar, som findes i farverne hvid, gul og grøn. De skal høstes og bruges mens de er små. Smagen er ret neutral, så når de krydres godt, kan de bruges i et utal af sammenhænge. De er er pt. min yndlings-sort af squash. Konsistensen / fastheden er perfekt for min smag.



## Solara (KS-KUP-KB-gelb1) (AS) G763



Productive, healthy courgette with glowing yellow fruits. Short barrel-shaped fruits with a yellow-green neck. The plants do not branch and display a strong and open growth making the harvest of courgettes easy. Yellow spots on the leaves of young plants are typical of yellow courgettes. Good post harvest keeping quality.



portion  
20 grain - sufficient for 14 plants

€3.39

€169.38 /1000 grain

Ready to ship,  
delivery period: about 3 - 5 working days

Add to Cart

Price excl. shipping costs incl. VAT of the delivery country

### Sowing calendar



### Origin

Multiplier: Augustin Deceans, De Beersche Hoeve / René Groenen und Gineke de Graaf, Matthias Funk, Saatzucht Rose

Breeder: K. Becker

Certifications: Demeter, EU Bio

### Cultivation

Sowing depth: ca. 3 cm

Raise in seed bed: from mid of April for planting out from mid of May after the last frosts

Seed germination temperature: 18-20 °C

Planting distance: ca. 100 x 100 cm

Direct sowing: from mid of May

## Factor G614



Trailing Hokkaido-variety with small, pendulous, glowing red fruits. Very uniform and with a beautiful round fruit form. Early ripening. Variety with the best storage quality. Liable to stay small under less favourable conditions. Sow ca. 10,000-12,000 seeds/ha.

portion  
10 grain - sufficient for 7 plants

€3.80

€380.00 /1000 grain

Ready to ship,  
delivery period: about 3 - 5 working days

Add to Cart

Price excl. shipping costs incl. VAT of the delivery country

### Sowing calendar



### Characteristics

Trailing: yes

Fruit weight: 1-1.2 kg

Botanical name: Cucurbita maxima

Time to maturity in days: 105

Edible skin: yes

### Cultivation

Sowing depth: 2-3 cm

Seed germination temperature: above 20 °C, with low variations in temperature day/night

Planting distance: 120-200 x 50-100 cm

Direct sowing: from mid of May after the last frosts

## Butternut Waltham G266



A trailing kitchen squash with a remarkable pear shape. The fawn coloured fruits are very practical for the kitchen because the orange coloured flesh is free of seeds throughout its 30 cm length; There is a small seed cavity at the end of the fruit. Stores very well, fine nutty taste. Weight 1.5-2 kg. Late maturing.

portion  
10 grain - sufficient for 7 plants

€3.80

€380.00 /1000 grain

Ready to ship,  
delivery period: about 3 - 5 working days

Add to Cart

Price excl. shipping costs incl. VAT of the delivery country

### Sowing calendar



### Characteristics

Trailing: yes

Fruit weight: 1.5-2 kg

Botanical name: Cucurbita moschata

Time to maturity in days: 125

Edible skin: no

### Cultivation

Sowing depth: 2-3 cm

Seed germination temperature: above 20 °C, with low variations in temperature day/night

Planting distance: 120-200 x 50-100 cm

Direct sowing: from mid of May after the last frosts

## Zuboda G451



Non-trailing variety with green, slightly marbled, long fruits with a small seed cavity. Early and good cropper.

portion  
16 grain - sufficient for 10 plants

€3.39  
€211.72 /1000 grain

Ready to ship,  
delivery period: about 3 - 5 working days

Add to Cart

Price excl. shipping costs incl. VAT of the delivery country

### Sowing calendar



### Characteristics

Shape of fruit: cylindrical  
Colour of the fruit: medium - dark green

### Origin

### Cultivation

Sowing depth: ca. 3 cm  
Raise in seed bed: from mid of April for planting out from mid of May after the last frosts  
Seed germination temperature: 18-20 °C  
Planting distance: ca. 100 x 100 cm  
Direct sowing: from mid of May

## Patisson blanc G258



Bush type. Flat, round, cream coloured squash, waved or serrated along the edge. Stores for a limited period. Mild in flavour. Eat young with skin like courgettes.

portion  
10 grain - sufficient for 7 plants

€3.80  
€380.00 /1000 grain

Ready to ship,  
delivery period: about 3 - 5 working days

Add to Cart

Price excl. shipping costs incl. VAT of the delivery country

### Sowing calendar



### Characteristics

Trailing: no  
Fruit weight: 0.5-0.7 kg  
Botanical name: Cucurbita pepo  
Time to maturity in days: Harvest similar to courgette  
Edible skin: yes

### Cultivation

Sowing depth: 2-3 cm  
Seed germination temperature: above 20 °C, with low variations in temperature day/night  
Planting distance: 120-200 x 50-100 cm  
Direct sowing: from mid of May after the last frosts

Jeg ved godt, at ved at købe helt 5 slags squash- og græskarter, så får jeg ALT for mange til familiens eget brug. Men så er det jo godt, at de gør sig godt som værtindegave også 😊  
Brug: Squash kan bruges på rigtig mange måder. Let svitsede som tilbehør og fyld i alle slags grøntsagsretter, uanset krydningsmæssigt retning – indisk, mexicansk, thailandsk, italiensk, nordisk. De kan bruges revne i brød. Revne i kager. Fermenterede. Hvis overfloden er total, så kan man fryse dem ned.

# 26. Spidskål

*Brassica oleracea var. conica*

- Type: Korsblomstret plante, der dyrkes som andre typer kål. Fås i rød og grøn.
- Dyrkning: Sættes til forspiring i midten af marts. Så gerne løbende flere planter. Kan plantes ud 2-3 uger senere, hvis man dækker med fiberdug. Forspirede planter kan plantes ud helt frem til start august. Kan også sås direkte på friland fra maj. Spidskål er som andre kåltyper nærings- og vandkrævende.
- Høst: 90-100 dage efter såning.
- Brug: Kun friskt og opbevares i en uge efter høst cirka. Derudover velkendt.




Foto: Pixabay




27. **Tomater**  
*Solanum lycopersicum*



Jeg er vild med tomater af egen avl. De smager 10 - dobbelt af købte. Og er meget nemme at dyrke, især i plantekasser, udenfor i læ eller i drivhus.







Læg mærke til først på sæsonen, at der er blomster, umodne, modnende og modne tomater på samme tid. Jeg har en cherrytomatsort, som er ideel udenfor. Min far og jeg har drevet planter frem fra egne frø de sidste mange år. Tilgiv mig de mange billeder af dem 😊



Dyrkning: De forspires inde fra omkring 1. marts. Der går 7-10 uger, før de er klar til udplantning. De kan sættes ud i drivhus, eller hvis ikke muligt sættes de ud og hærde nogle timer hver dag fra ultimo marts / primo april. Planter ud omkring 1. maj eller lidt senere.

For optimal produktion af frugter, så er det vigtigt at knibe sideskud samt afkorte toppen, så der er tilstrækkeligt med næring til frugterne. Forskellige sorter kræver forskellige temperaturer, nogle er særligt egnede til drivhus, andre til friland.

Jeg bruger oftest at dyrke tomaterne i selvvandingskasse, så det også er muligt at tage på sommerferie uden at bekymre sig om, om de overlever.

















Jeg laver altid masser af start-up planter, ikke blot til eget forbrug men også til alle de venner, der gider modtage dem, og som også producerer overflod. Dét er da rigdom!





### DE KAN FRYSES

Når mængden af tomater er helt uhæmmet, så fryser jeg dem ned, uden stilk. Tager 10-20 stk. op, når jeg skal lave tomatsauce i hele vintersæsonen. De skal blot skylles 10 sekunder under varmt vand, så slipper skindet nemt.

### SIDST PÅ SÆSONEN

De sidste plukkes ind og bruges som stegte grønne, og mange modner henad de næste par måneder uden at tørre ud.

### LANGTIDSBAGTE

Når jeg ikke gider have dem stående længere, laver jeg langtidsbagte, de grønne får ekstra sukker.





# Utallige ting af bruge tomat til.



Fotos: Shutterstock

## Donnavita (AS) G814



A fast-growing, red-fruited plum tomato with a high yielding potential. Firm 50 g fruits, attractive colour and firm fruit flesh of an agreeable consistency. Harmonious form and easy to cultivate, sweet and mild aromatic flavour.



portion  
0,05 g - sufficient for 15 plants

€5.14  
€102,750.00 / 1 kg

Ready to ship,  
delivery period: about 3 - 5 working days

Add to Cart

Price excl. shipping costs incl. VAT of the delivery country

### Sowing calendar



### Characteristics

Shape of fruit: elongated.  
Type: plum tomato  
Colour: red  
Fruit weight: 50 g  
Ripening: medium early  
Growing situation: open ground, protection recommended, under glass

### Cultivation

Sowing depth: 0.5-1 cm  
Raise in seed bed: for greenhouse: from January till beginning of April for planting out from March till mid of May  
for open ground: from March till beginning of April for planting out from beginning till end of May  
Seed germination temperature: 18-22 °C  
Planting distance: greenhouse in double rows 75 x 40-60 cm  
open ground ca. 100 x 50 cm

## BOL-T-4701 G767



Cherry-date tomato, ripens to bright orange, well coloured. Firm-fleshed fruit with attractive ribs. Fruiting vines with 2-3 branches. Can be harvested with or without the sepals. Good yielding potential. Sweet and aromatic.

portion  
10 grain - sufficient for 8 plants

€5.14  
€513.75 / 1000 grain

Ready to ship,  
delivery period: about 3 - 5 working days

Add to Cart

Price excl. shipping costs incl. VAT of the delivery country

### Sowing calendar



### Characteristics

Shape of fruit: date-shaped  
Type: cherry tomato  
Colour: orange  
Fruit weight: 15 g  
Ripening: early  
Growing situation: open ground, protection recommended, under glass

### Cultivation

Sowing depth: 0.5-1 cm  
Raise in seed bed: for greenhouse: from January till beginning of April for planting out from March till mid of May  
for open ground: from March till beginning of April for planting out from beginning till end of May  
Seed germination temperature: 18-22 °C  
Planting distance: greenhouse in double rows 75 x 40-60 cm  
open ground ca. 100 x 50 cm



## Golden Currant G607



Golden yellow tomato with cherry sized, sweet and tasty fruits. Resilient outdoor variety. Early and high yielding. Can also be grown in large pots on the balcony or patio. **Speciality for amateur gardeners.**

portion  
18 grain - sufficient for 15 plants

**€5.14**  
€285.42 /1000 grain

Ready to ship,  
delivery period: about 3 - 5 working days

[Add to Cart](#)

Price excl. shipping costs incl. VAT of the delivery country

### Sowing calendar



### Characteristics

Shape of fruit: round  
Type: Wildtomate  
Colour : yellow  
Fruit weight: 6 g  
Ripening: early  
Growing situation: open ground

### Cultivation

Sowing depth: 0.5-1 cm  
Raise in seed bed: for greenhouse: from January till beginning of April for planting out from March till mid of May  
for open ground: from March till beginning of April for planting out from beginning till end of May  
Seed germination temperature: 18-22 °C  
Planting distance: greenhouse in double rows 75 x 40-60 cm  
open ground ca. 100 x 50 cm

## Hellfrucht G420



Robust, high yielding outdoor tomato. Light coloured fruit that are burst proof even with changeable weather, resistant. **Speciality for amateur gardeners.**

portion  
22 grain - sufficient for 15 plants

**€3.39**  
€153.98 /1000 grain

Ready to ship,  
delivery period: about 3 - 5 working days

[Add to Cart](#)

Price excl. shipping costs incl. VAT of the delivery country

### Sowing calendar



### Characteristics

Shape of fruit: round  
Type: normal  
Colour : red  
Fruit weight: 80 g  
Ripening: medium early  
Growing situation: open ground, protection recommended

### Cultivation

Sowing depth: 0.5-1 cm  
Raise in seed bed: for greenhouse: from January till beginning of April for planting out from March till mid of May  
for open ground: from March till beginning of April for planting out from beginning till end of May  
Seed germination temperature: 18-22 °C  
Planting distance: greenhouse in double rows 75 x 40-60 cm  
open ground ca. 100 x 50 cm

I år går jeg lidt amok i tomater, idet jeg har købt fem forskellige sorter, som skal prøves af udover min egen sherrytomat-sort, som jeg ikke kender navnet på.

## Philamina (AS) G736



Sturdy outdoor tomato with attractive, small, firm and well-coloured fruits. They have firm and attractive sepals, easy to harvest. Store for a long time. The plants are pretty to look, begin cropping early and continue for a long period. Very resistant to splitting. Extremely good taste. **Speciality for amateur gardeners.**



portion  
30 grain - sufficient for 25 plants

**€3.80**  
€126.67 /1000 grain

Ready to ship,  
delivery period: about 3 - 5 working days

[Add to Cart](#)

Price excl. shipping costs incl. VAT of the delivery country

### Sowing calendar



### Characteristics

Shape of fruit: round  
Type: cherry tomato  
Colour : red  
Fruit weight: 12 g  
Ripening: early  
Growing situation: open ground

### Cultivation

Sowing depth: 0.5-1 cm  
Raise in seed bed: for greenhouse: from January till beginning of April for planting out from March till mid of May  
for open ground: from March till beginning of April for planting out from beginning till end of May  
Seed germination temperature: 18-22 °C  
Planting distance: greenhouse in double rows 75 x 40-60 cm  
open ground ca. 100 x 50 cm



## 28. Ærter

- Dyrkning: Sås i april-maj. Alt afhængig af sort kræves opbinding / hegn at vokse opad.
- Jord: Trives i almindelig næringsrig jord.
- Brug: Rigtig god rå men kan også koges.

### Wunder von Kelvedon G155




Short, early maturing variety with long dark green pods. Heavy cropping and resistant. Grows up to 50-70 cm high. Flavour is particularly sweet and aromatic.

portion  
35,00 g -sufficient for 100 plants

**€3.80**

€108.57 / 1 kg

● Ready to ship,  
delivery period: about 3 - 5 working days

 Add to Cart

Price excl. shipping costs incl. VAT of the country

#### Sowing calendar

	Jan	Feb	Mar	Apr	May	Jun	Jul	Aug	Sep	Okt	Nov	Dec
Sowing Outdoor				■								
Harvest							■					

#### Characteristics

Type of pea: Garden peas

#### Origin

Multiplier: Michel Thibaud, Saatzucht Rose

#### Cultivation

Sowing depth: 3-5 cm

Amount of seed needed: ca. 2 kg/a; ca. 30 seeds per running metre

Planting distance: 30-45 x 3 cm or double rows with support and 60-80 cm path

Direct sowing: Field peas and Sugar peas from March

Garden peas from beginning of April

## 29. Køge Fælles Jord - 2022 eksempel

Etablering ultimo marts og primo april. Champosten – som var den komposttype, vi valgte, da vi skulle bruge en stor mængde i etableringsfasen - er stadig varm. Flere frivillige hjalp med etableringen. De fremtidige 3-5 cm. kompost, der puttes på i november hvert år, kommet fra stedets egen kompost-produktion.







Man kan naturligvis bruge små maskiner i etableringsfasen. Men fem personer kan snildt bygge 20 rækker á 10 meter på enten to halve dage eller på én dag. Så er dagens motion også gjort. 😊

Langt de fleste grøntsager blev forspiret og straks de blev plantet ud dækket med dug, efter Dowdings anbefaling. De forspirede ting var bl.a.: Squash, broccoli, kål, majroe, kålrabi, porre, rødbede, forårsløg, rosenkål, forskellige typer bønner og forskellig typer salater. Gulerødder, radiser og ærter blev sået direkte i jorden.





En sjælden gang står Maurina med hænderne i lommerne. Glad og meget tilfreds med vores fine lille sted.



Medio maj bugnede det allerede med salat og radiser. Vi byggede også medio maj bønnestativer og allerede 14 dage senere var bønnerne halvt oppe ad det. Vi har spist squash siden primo juli, det er som om høsten herfra er uendelig.



Vi lagde drypvandings-slanger. Små spirer kræver daglig vanding, og den danske sommer har stadig oftere mange dage / uger uden regn. Nem adgang til bæredygtig vanding er i mine øjne vigtigste parameter for at lykkes med denne dyrkningsmetode.







## Pluk Selv Grøntsager

### Prisliste

- Gulerødder Orange med top- 8 stk 10 kr.
- Gulerødder farve mix. Med top 8 stk 10 kr.
- Palmekål 10 blade 10 kr.
- Bladbede (gul og rød) 10 blade 10 kr.
- Rødbede 5 stk 10 kr.
- Fennikel 1 stk. 10 Kr.
- Crips grøn Salat (Hoved) 1 stk 15 kr.
- Rød Egeblad salat kruset (hoved) 1 stk. 15 Kr.
- Squash /zucchini 1 stk. 8 kr.
- Bønner - Gule eller violet 100 g 10 kr.
- Ærter / Sukkerærter 200 g 10 kr.

Når der er betjening, så kan du også købe krydderurter

- Timian og timian blomst 20 gram 10 Kr.
- Kantløg (purløgsagtig - mere hvidløgs smag) 15 kr. pr. bundt
- Evt. andre krydderurter spørg
- Spiselige blomster – 20 stk. 15 kr.
- Etc.

Mobile Pay: 980998

Betjent: Mandag – Torsdag kl. 9-14

Selvbetjent resten af tiden

Køge Fælles Jord er stor, så vi kan være i en af de andre haver, spørg dig frem eller ring til Maurina.

Spørgsmål: Ring til Maurina: 61 458564

På billedet til højre har Maurina bygget en mandala. Den er smuk i sig selv – og er en hyldest til Moder Jord. Jo længere vi er kommet hen på sæsonen, og et vist tidsoverskud kommer til også at nyde stedet, jo mere hæger vi om at udtrykke taknemmelighed over for, hvor villigt jorden udfolder overflod.



Udover at sælge på stedet gennem hele sæsonen, hvor købere selv kan høste og betale via Mobilepay, eksperimenterede vi med at lave opslag på Facebook for salg. I perioden hvor både de flerårige og de enårige bladgrøntsager eksploderede, plukkede vi salatblandinger, som smager himmelske i deres fine smags-afstemthed. Især Maj-Britt og jeg har eksperimenteret med at spise de flerårige bladgrøntsager gennem nogle år,

og det er rart at kunne dele og inspirere, når vi har fundet nogle fantastiske smagskompositioner. Det viste opslag på næste side er fra ugens salatskål primo juni. Det vises i detaljer her, fordi vi var ret glade for at kunne komponere og overlevere en kulinarisk udforskning til blot 25 kr., og som for køberen tager blot 5 minutter at tilberede derhjemme 😊



RADISSER

RØD MELDE

LINDEBLADE

SANKTHANSURT

PURLØGSBLØMST

TIMIAN

MISURA-SALAT

SØDSKÆRM-FRØ

SØDSKÆRM TIL TE

## UGENS SALATSKÅL fra Køge Fælles Jord

Køge Fælles Jord bugner af spiselighed. Derfor får I nu muligheden for at smutte forbi boden og hente ugens salat til 2 personer.

Kr. 25



Maurina & co. dyrker de enårige velkendte ting, mens Maj-Britt og co. dyrker de flerårige grønsager.

Salaten er sammensat af enårige og flerårige grønsager, blomster og urter, der tilsammen udgør en velsmagende smagsoplevelse.

## TILBEREDNING



Pil sankthansurt og timian fra stilk.



Skær radiser fra toppen, som også kan bruges i salatskålen.



Pil sødskærmfrø fra, skyl dem og læg dem til side til pynt, der drysses på til sidst. Resten af sødskærmen bruges til te.



Dæk salatbladene helt med vand, rør lidt rundt, hæld det fra og snur rundt indtil bladene er så godt som tørre.



Snit salaten fint. Anret i en skål. Purløgsblomst skilles ad og drysses over. Husk sødskærmfrø også som dryssepynt.





# 30. Oversigter til inspiration

På denne og de næste to sider er der i alt tre plakater, der viser en lang række forskellige grøntsager, man kan vælge at dyrke. Lad dig inspirere ud fra, hvad du bedst kan lide at spise.











Tomato



Cucumber



White Onion



Purple Onion



Garlic



Carrot



Lettuce



Potato



Red Cabbage



White Cabbage



Radish



Eggplant



Mushroom



Zucchini



Yellow Pepper



Red Pepper



Artichoke



Corn



Beet



Broccoli



Avocado



Spinach



Cauliflower



Celery



Red Chili



Green Chili



Sweet Potato



Green Bean



Kohlrabi



Asparagus



Olives



Pumpkin



Fennel



Spring Onion



Turnip



Jeg har i denne version af planteplanen tilføjet mine frø-indkøb fra Bingenheimer Saatgut til 2023-sæsonen (de er spredt ud over planteplanen, her samlet i oversigt. Jeg har netop købt hus med pæn størrelse grund samt har forpagtet en halv hektar jord, hvorfor 2023 bliver det helt store 'realisere i praksis' år inden for alle kategorierne af den viste planteplan. Men husk igen, mine indkøb skifter alt efter de erfaringer, jeg oparbejder - så lad dig endelig kun inspirere!

The image displays a collection of 15 seed catalog cards, each for a different plant variety. Each card includes a photograph of the plant, a brief description, a sowing calendar (a bar chart showing the optimal sowing period), and key characteristics. The plants are arranged in three rows of five.

- Row 1:**
  - Amaranthus tricolor B112:** A variety of amaranth with vibrant red and purple leaves.
  - Zitronenbasilikum K13:** Lemon basil, known for its citrusy scent.
  - Lime Basil K92:** Another variety of basil with a lime-like flavor.
  - Thai-Basilikum K17:** Thai basil, characterized by its narrow leaves and anise-like scent.
  - Rainbow G648:** A variety of spinach with multi-colored leaves.
- Row 2:**
  - Broccoli Calinero\_G643:** A variety of broccoli with a dense, rounded head.
  - Bønner franske\_G124:** A variety of French beans.
  - Bønner\_G140:** A variety of beans.
  - Bønner\_G142:** Another variety of beans.
  - Chili De Cayenne\_G304:** A variety of chili peppers.
- Row 3:**
  - Chili Lila Luzi\_G684:** A variety of purple chili peppers.
  - Dild Tetra\_K22:** A variety of dill.
  - Dild\_K20:** Another variety of dill.
  - Forårsløg Ischikrona\_G466:** A variety of spring onions.
  - Græskar Hokkaido Factor\_G614:** A variety of Hokkaido pumpkins.

**Dolciva** 666



Characteristics: Sweet, tender, long, cylindrical roots with a slightly tapered tip. The roots are orange with a white core. The leaves are green and feathery.

Planting calendar: Shows sowing periods from May to September.

Origin: Italy

Gulerødder Dolciva\_G660

**Foniro** 6341



Characteristics: Sweet, tender, long, cylindrical roots with a slightly tapered tip. The roots are orange with a white core. The leaves are green and feathery.

Planting calendar: Shows sowing periods from May to September.

Origin: Italy

Gulerødder Foniro\_G341

**colorful carrot mix** 6344



Characteristics: A mix of colorful carrot varieties including orange, purple, and yellow.

Planting calendar: Shows sowing periods from May to September.

Origin: Italy

Gulerødder mix\_G761

**Robila** 6281



Characteristics: Sweet, tender, long, cylindrical roots with a slightly tapered tip. The roots are orange with a white core. The leaves are green and feathery.

Planting calendar: Shows sowing periods from May to September.

Origin: Italy

Gulerødder Robila\_G281A

**Soletta (KS-MOG-TH-PURP) (AS)** 6772




Characteristics: Sweet, tender, long, cylindrical roots with a slightly tapered tip. The roots are purple with a white core. The leaves are green and feathery.

Planting calendar: Shows sowing periods from May to September.

Origin: Italy

Gulerødder Soletta\_G772

**Chamomile** 6345



Characteristics: The chamomile originates from the daisy and is a medicinal and aromatic plant. It is a biennial or perennial plant that grows to a height of 10-15 cm. It has a strong, slightly bitter taste.

Planting calendar: Shows sowing periods from May to September.

Origin: Italy

Kamille\_B345

**Koriander** 631




Characteristics: Annual, leafy green herb. The most popular in the world. It is a member of the Apiaceae family. The leaves are finely divided and have a strong, slightly bitter taste. It is used as a herb in many cuisines.

Planting calendar: Shows sowing periods from May to September.

Origin: Italy

Koriander\_K31

**Halbhoher grüner Krauser** 6225



Characteristics: A variety of green leafy vegetable. It has a slightly bitter taste and is used in salads and soups.

Planting calendar: Shows sowing periods from May to September.

Origin: Italy

Kål halvhoj kruset\_G225

**Red Russian Kale** 6242



Characteristics: A variety of red leafy vegetable. It has a slightly bitter taste and is used in salads and soups.

Planting calendar: Shows sowing periods from May to September.

Origin: Italy

Kål Red Russian Kale\_G743

**Azur Star** 6227



Characteristics: A variety of purple leafy vegetable. It has a slightly bitter taste and is used in salads and soups.

Planting calendar: Shows sowing periods from May to September.

Origin: Italy

Kålraabi Azur Star\_G227

**Biaril** 6233



Characteristics: A variety of purple leafy vegetable. It has a slightly bitter taste and is used in salads and soups.

Planting calendar: Shows sowing periods from May to September.

Origin: Italy

Kålraabi Biaril\_G233

**Cuisse de Poulet** 6257



Characteristics: A variety of white leafy vegetable. It has a slightly bitter taste and is used in salads and soups.

Planting calendar: Shows sowing periods from May to September.

Origin: Italy

Leg Cuisse de Poulet\_G757

**Robelja** 6442




Characteristics: A variety of purple and white leafy vegetable. It has a slightly bitter taste and is used in salads and soups.

Planting calendar: Shows sowing periods from May to September.

Origin: Italy

Leg Robelja\_G463

**Blanc globe a collet violet** 6160



Characteristics: A variety of white globe artichoke with a purple stem. It has a slightly bitter taste and is used in salads and soups.

Planting calendar: Shows sowing periods from May to September.

Origin: Italy

Majroe Blanc globe a collet violet\_G669

**Damaun (AS) (fruh)** 6256



Characteristics: A variety of yellow corn. It has a slightly sweet taste and is used in salads and soups.

Planting calendar: Shows sowing periods from May to September.

Origin: Italy

Majs Damaun\_G456



**Padron 010**



Medium green bell peppers, slightly wrinkled with yellow-green, ripening to yellow-red. The seeds are soft and tender. They are perfect for grilling or frying. They are also a good source of Vitamin C and potassium.

€3.80

**Soil Calendar**



**Characteristics**

Plant height: 100 cm  
Plant width: 30 cm  
Plant weight: 150 g  
Plant color: Green  
Plant taste: Sweet  
Plant texture: Tender  
Plant maturity: 70 days

Padronpeber\_G755

**Yolo Wonder 010**



Large, glossy red bell peppers with a smooth, slightly wrinkled skin. They are perfect for grilling or frying. They are also a good source of Vitamin C and potassium.

€3.80

**Soil Calendar**



**Characteristics**

Plant height: 100 cm  
Plant width: 30 cm  
Plant weight: 150 g  
Plant color: Red  
Plant taste: Sweet  
Plant texture: Tender  
Plant maturity: 70 days

Peberfrugt Yolo Wonder\_G300

**Einfache Schnitt 010**



Large, flat-leafed parsley with a slightly wrinkled skin. It is perfect for garnishing and adding freshness to dishes. It is also a good source of Vitamin C and potassium.

€2.29

**Soil Calendar**



**Characteristics**

Plant height: 100 cm  
Plant width: 30 cm  
Plant weight: 150 g  
Plant color: Green  
Plant taste: Fresh  
Plant texture: Tender  
Plant maturity: 70 days

Persille bredtblad\_G312

**Mosskrause 2 010**



Small, curly parsley with a slightly wrinkled skin. It is perfect for garnishing and adding freshness to dishes. It is also a good source of Vitamin C and potassium.

€2.29

**Soil Calendar**



**Characteristics**

Plant height: 100 cm  
Plant width: 30 cm  
Plant weight: 150 g  
Plant color: Green  
Plant taste: Fresh  
Plant texture: Tender  
Plant maturity: 70 days

Persille krus\_G310

**Blaugrüner Winter/Husky 010**



Large, flat-leafed chives with a slightly wrinkled skin. They are perfect for garnishing and adding freshness to dishes. They are also a good source of Vitamin C and potassium.

€3.39

**Soil Calendar**



**Characteristics**

Plant height: 100 cm  
Plant width: 30 cm  
Plant weight: 150 g  
Plant color: Green  
Plant taste: Fresh  
Plant texture: Tender  
Plant maturity: 70 days

Porre Blaugrüner winter Husky\_G324A

**Wintergartelein 010**



Small, round, green leaves with a slightly wrinkled skin. They are perfect for garnishing and adding freshness to dishes. They are also a good source of Vitamin C and potassium.

€3.80

**Soil Calendar**



**Characteristics**

Plant height: 100 cm  
Plant width: 30 cm  
Plant weight: 150 g  
Plant color: Green  
Plant taste: Fresh  
Plant texture: Tender  
Plant maturity: 70 days

Portulak vinter\_G435

**Blauer Herbst und Winter 010**



Large, round, purple radishes with a slightly wrinkled skin. They are perfect for garnishing and adding freshness to dishes. They are also a good source of Vitamin C and potassium.

€3.29

**Soil Calendar**



**Characteristics**

Plant height: 100 cm  
Plant width: 30 cm  
Plant weight: 150 g  
Plant color: Purple  
Plant taste: Fresh  
Plant texture: Tender  
Plant maturity: 70 days

Radise Blauer Herbst und Winter\_G693

**Radischen Trio 010**



Small, round, purple radishes with a slightly wrinkled skin. They are perfect for garnishing and adding freshness to dishes. They are also a good source of Vitamin C and potassium.

€3.80

**Soil Calendar**



**Characteristics**

Plant height: 100 cm  
Plant width: 30 cm  
Plant weight: 150 g  
Plant color: Purple  
Plant taste: Fresh  
Plant texture: Tender  
Plant maturity: 70 days

Radise trio\_G728

**Idemar 010**



Large, round, green leaves with a slightly wrinkled skin. They are perfect for garnishing and adding freshness to dishes. They are also a good source of Vitamin C and potassium.

€3.80

**Soil Calendar**



**Characteristics**

Plant height: 100 cm  
Plant width: 30 cm  
Plant weight: 150 g  
Plant color: Green  
Plant taste: Fresh  
Plant texture: Tender  
Plant maturity: 70 days

Rosenkål Idemar\_G609

**Wilde Rauhe 010**



Large, round, green leaves with a slightly wrinkled skin. They are perfect for garnishing and adding freshness to dishes. They are also a good source of Vitamin C and potassium.

€3.39

**Soil Calendar**



**Characteristics**

Plant height: 100 cm  
Plant width: 30 cm  
Plant weight: 150 g  
Plant color: Green  
Plant taste: Fresh  
Plant texture: Tender  
Plant maturity: 70 days

Rucola vild\_G481

**Tondo di Chioggia 010**



Large, round, pink radishes with a slightly wrinkled skin. They are perfect for garnishing and adding freshness to dishes. They are also a good source of Vitamin C and potassium.

**Soil Calendar**



**Characteristics**

Plant height: 100 cm  
Plant width: 30 cm  
Plant weight: 150 g  
Plant color: Pink  
Plant taste: Fresh  
Plant texture: Tender  
Plant maturity: 70 days

Rødbede Tondo di Chioggia\_G349

**Wintersonne 010**



Large, round, orange radishes with a slightly wrinkled skin. They are perfect for garnishing and adding freshness to dishes. They are also a good source of Vitamin C and potassium.

**Soil Calendar**



**Characteristics**

Plant height: 100 cm  
Plant width: 30 cm  
Plant weight: 150 g  
Plant color: Orange  
Plant taste: Fresh  
Plant texture: Tender  
Plant maturity: 70 days

Rødbede Wintersonne\_G768

**Chinese leaves mixture 010**



Large, round, green leaves with a slightly wrinkled skin. They are perfect for garnishing and adding freshness to dishes. They are also a good source of Vitamin C and potassium.

€3.80

**Soil Calendar**




**Characteristics**

Plant height: 100 cm  
Plant width: 30 cm  
Plant weight: 150 g  
Plant color: Green  
Plant taste: Fresh  
Plant texture: Tender  
Plant maturity: 70 days

Salat Cines leaves mixture\_G246


**Mizuna 010**



Large, round, green leaves with a slightly wrinkled skin. They are perfect for garnishing and adding freshness to dishes. They are also a good source of Vitamin C and potassium.

€3.39

**Soil Calendar**




**Characteristics**

Plant height: 100 cm  
Plant width: 30 cm  
Plant weight: 150 g  
Plant color: Green  
Plant taste: Fresh  
Plant texture: Tender  
Plant maturity: 70 days

Salat Mizuna\_G249


**Moutarde Rouge Metis 010**



Large, round, green leaves with a slightly wrinkled skin. They are perfect for garnishing and adding freshness to dishes. They are also a good source of Vitamin C and potassium.

€3.39

**Soil Calendar**



**Characteristics**

Plant height: 100 cm  
Plant width: 30 cm  
Plant weight: 150 g  
Plant color: Green  
Plant taste: Fresh  
Plant texture: Tender  
Plant maturity: 70 days

Salat Moutarde Rouge Metis\_G638

**Red Salad Bowl** CS26



Red Salad Bowl is a medium-sized, upright-growing variety of lettuce. It has a dense, rounded head of crinkled, reddish-purple leaves. The leaves are thick and have a slightly waxy texture. It is a good choice for salads and as a garnish.

**Planting calendar:** Shows sowing and planting dates from April to September.

**Characteristics:**

- Plant height: 15-20 cm
- Plant width: 15-20 cm
- Plant weight: 1.5-2.0 kg
- Planting date: April to September
- Harvest date: May to October

**Price:** €3.99 per kg

Salat red\_G379

**Spicy chinese quartet** CS27



Spicy chinese quartet is a variety of lettuce with a unique, spicy flavor. It has a dense, rounded head of crinkled, dark green leaves. The leaves are thick and have a slightly waxy texture. It is a good choice for salads and as a garnish.

**Planting calendar:** Shows sowing and planting dates from April to September.

**Characteristics:**

- Plant height: 15-20 cm
- Plant width: 15-20 cm
- Plant weight: 1.5-2.0 kg
- Planting date: April to September
- Harvest date: May to October

**Price:** €3.80 per kg

Salat Spicy chinese quartet\_G727

**Till** CS28



Till is a variety of lettuce with a unique, spicy flavor. It has a dense, rounded head of crinkled, dark green leaves. The leaves are thick and have a slightly waxy texture. It is a good choice for salads and as a garnish.

**Planting calendar:** Shows sowing and planting dates from April to September.

**Characteristics:**

- Plant height: 15-20 cm
- Plant width: 15-20 cm
- Plant weight: 1.5-2.0 kg
- Planting date: April to September
- Harvest date: May to October

**Price:** €3.99 per kg

Salat Till\_G382

**Ibis** CS29



Ibis is a variety of lettuce with a unique, spicy flavor. It has a dense, rounded head of crinkled, dark green leaves. The leaves are thick and have a slightly waxy texture. It is a good choice for salads and as a garnish.

**Planting calendar:** Shows sowing and planting dates from April to September.

**Characteristics:**

- Plant height: 15-20 cm
- Plant width: 15-20 cm
- Plant weight: 1.5-2.0 kg
- Planting date: April to September
- Harvest date: May to October

**Price:** €3.99 per kg

Selleri Ibis\_G402

**Monarch** CS30



Monarch is a variety of lettuce with a unique, spicy flavor. It has a dense, rounded head of crinkled, dark green leaves. The leaves are thick and have a slightly waxy texture. It is a good choice for salads and as a garnish.

**Planting calendar:** Shows sowing and planting dates from April to September.

**Characteristics:**

- Plant height: 15-20 cm
- Plant width: 15-20 cm
- Plant weight: 1.5-2.0 kg
- Planting date: April to September
- Harvest date: May to October

**Price:** €3.99 per kg

Selleri Monarcg\_G406

**Winternissen/Verdill** CS31



Winternissen/Verdill is a variety of lettuce with a unique, spicy flavor. It has a dense, rounded head of crinkled, dark green leaves. The leaves are thick and have a slightly waxy texture. It is a good choice for salads and as a garnish.

**Planting calendar:** Shows sowing and planting dates from April to September.

**Characteristics:**

- Plant height: 15-20 cm
- Plant width: 15-20 cm
- Plant weight: 1.5-2.0 kg
- Planting date: April to September
- Harvest date: May to October

**Price:** €3.80 per kg

Spinat vinter Verdil\_G414

**Butternut Waltham** CS32



Butternut Waltham is a variety of squash with a unique, spicy flavor. It has a dense, rounded head of crinkled, dark green leaves. The leaves are thick and have a slightly waxy texture. It is a good choice for salads and as a garnish.

**Planting calendar:** Shows sowing and planting dates from April to September.

**Characteristics:**

- Plant height: 15-20 cm
- Plant width: 15-20 cm
- Plant weight: 1.5-2.0 kg
- Planting date: April to September
- Harvest date: May to October

**Price:** €3.80 per kg

Squash Butternut Waltham\_G266

**Pattison blanc** CS33



Pattison blanc is a variety of squash with a unique, spicy flavor. It has a dense, rounded head of crinkled, dark green leaves. The leaves are thick and have a slightly waxy texture. It is a good choice for salads and as a garnish.

**Planting calendar:** Shows sowing and planting dates from April to September.

**Characteristics:**

- Plant height: 15-20 cm
- Plant width: 15-20 cm
- Plant weight: 1.5-2.0 kg
- Planting date: April to September
- Harvest date: May to October

**Price:** €3.80 per kg

Squash Pattison blanc\_G258

**Solara (KS-KUP-KB-gelb1) ASD** CS34



Solara (KS-KUP-KB-gelb1) ASD is a variety of squash with a unique, spicy flavor. It has a dense, rounded head of crinkled, dark green leaves. The leaves are thick and have a slightly waxy texture. It is a good choice for salads and as a garnish.

**Planting calendar:** Shows sowing and planting dates from April to September.

**Characteristics:**

- Plant height: 15-20 cm
- Plant width: 15-20 cm
- Plant weight: 1.5-2.0 kg
- Planting date: April to September
- Harvest date: May to October

**Price:** €3.99 per kg

Squash Solara\_G763

**Zuboda** CS35



Zuboda is a variety of squash with a unique, spicy flavor. It has a dense, rounded head of crinkled, dark green leaves. The leaves are thick and have a slightly waxy texture. It is a good choice for salads and as a garnish.

**Planting calendar:** Shows sowing and planting dates from April to September.

**Characteristics:**

- Plant height: 15-20 cm
- Plant width: 15-20 cm
- Plant weight: 1.5-2.0 kg
- Planting date: April to September
- Harvest date: May to October

**Price:** €3.99 per kg

Squash Zuboda\_G451

**Ambrosia** CS36



Ambrosia is a variety of squash with a unique, spicy flavor. It has a dense, rounded head of crinkled, dark green leaves. The leaves are thick and have a slightly waxy texture. It is a good choice for salads and as a garnish.

**Planting calendar:** Shows sowing and planting dates from April to September.

**Characteristics:**

- Plant height: 15-20 cm
- Plant width: 15-20 cm
- Plant weight: 1.5-2.0 kg
- Planting date: April to September
- Harvest date: May to October

**Price:** €3.80 per kg

Sukkeraert Ambrosia\_G161

**BOL-T-4701** CS37



BOL-T-4701 is a variety of tomato with a unique, spicy flavor. It has a dense, rounded head of crinkled, dark green leaves. The leaves are thick and have a slightly waxy texture. It is a good choice for salads and as a garnish.

**Planting calendar:** Shows sowing and planting dates from April to September.

**Characteristics:**

- Plant height: 15-20 cm
- Plant width: 15-20 cm
- Plant weight: 1.5-2.0 kg
- Planting date: April to September
- Harvest date: May to October

**Price:** €3.99 per kg

Tomater BOL-T-4701\_G767

**Donnavita (AS)** CS38



Donnavita (AS) is a variety of tomato with a unique, spicy flavor. It has a dense, rounded head of crinkled, dark green leaves. The leaves are thick and have a slightly waxy texture. It is a good choice for salads and as a garnish.

**Planting calendar:** Shows sowing and planting dates from April to September.

**Characteristics:**

- Plant height: 15-20 cm
- Plant width: 15-20 cm
- Plant weight: 1.5-2.0 kg
- Planting date: April to September
- Harvest date: May to October

**Price:** €3.99 per kg

Tomater Donnavita\_G814

**Golden Currant** CS39



Golden Currant is a variety of tomato with a unique, spicy flavor. It has a dense, rounded head of crinkled, dark green leaves. The leaves are thick and have a slightly waxy texture. It is a good choice for salads and as a garnish.

**Planting calendar:** Shows sowing and planting dates from April to September.

**Characteristics:**

- Plant height: 15-20 cm
- Plant width: 15-20 cm
- Plant weight: 1.5-2.0 kg
- Planting date: April to September
- Harvest date: May to October

**Price:** €3.99 per kg

Tomater Golden Currant\_G607

**Hellfrucht** CS40



Hellfrucht is a variety of tomato with a unique, spicy flavor. It has a dense, rounded head of crinkled, dark green leaves. The leaves are thick and have a slightly waxy texture. It is a good choice for salads and as a garnish.

**Planting calendar:** Shows sowing and planting dates from April to September.

**Characteristics:**

- Plant height: 15-20 cm
- Plant width: 15-20 cm
- Plant weight: 1.5-2.0 kg
- Planting date: April to September
- Harvest date: May to October

**Price:** €3.99 per kg

Tomater Hellfrucht\_G420

**Philamina (AS)** CS41



Philamina (AS) is a variety of tomato with a unique, spicy flavor. It has a dense, rounded head of crinkled, dark green leaves. The leaves are thick and have a slightly waxy texture. It is a good choice for salads and as a garnish.

**Planting calendar:** Shows sowing and planting dates from April to September.

**Characteristics:**

- Plant height: 15-20 cm
- Plant width: 15-20 cm
- Plant weight: 1.5-2.0 kg
- Planting date: April to September
- Harvest date: May to October

**Price:** €3.80 per kg

Tomater Philamina\_G736

**Holy Basil** CS42



Holy Basil is a variety of basil with a unique, spicy flavor. It has a dense, rounded head of crinkled, dark green leaves. The leaves are thick and have a slightly waxy texture. It is a good choice for salads and as a garnish.

**Planting calendar:** Shows sowing and planting dates from April to September.

**Characteristics:**

- Plant height: 15-20 cm
- Plant width: 15-20 cm
- Plant weight: 1.5-2.0 kg
- Planting date: April to September
- Harvest date: May to October

**Price:** €3.99 per kg

Tulsi Holy Basil\_K93

**Wunder von Kelvedon** CS43



Wunder von Kelvedon is a variety of tomato with a unique, spicy flavor. It has a dense, rounded head of crinkled, dark green leaves. The leaves are thick and have a slightly waxy texture. It is a good choice for salads and as a garnish.

**Planting calendar:** Shows sowing and planting dates from April to September.

**Characteristics:**

- Plant height: 15-20 cm
- Plant width: 15-20 cm
- Plant weight: 1.5-2.0 kg
- Planting date: April to September
- Harvest date: May to October

**Price:** €3.80 per kg

Ært Wunder von Kelvedon\_G155



**Anise Hyssop #167**



A colorful and strong scented garden perennial, fit and getting. Can be used as a pot plant or in a garden. The leaves are aromatic and have a strong anise flavor. The flowers are purple and are very attractive to bees. Suitable for professional flower growers.

**Sowing calendar**



**Characteristics**


Annual flower height: 100 cm  
 Flower color: Purple  
 Height: 100 cm  
 Reproduction: Annual

**Cultivation**

Planting: 10-15 cm  
 Sowing depth: 2-3 cm


Anisop\_B467

**Callistephus chinensis #107**



Reaches a height of about 100 cm and is very attractive. The plants have a strong anise flavor. Suitable for professional flower growers.

**Sowing calendar**



**Characteristics**

Annual flower height: 100 cm  
 Flower color: Purple  
 Height: 100 cm  
 Reproduction: Annual

**Cultivation**

Planting: 10-15 cm  
 Sowing depth: 2-3 cm

Asters Callistephus chinensis\_B607

**Bauerngarten (Cottage garden mix) #160**



This mixture consists of about 10 different flowers. It is very attractive and has a strong anise flavor. Suitable for professional flower growers.

**Sowing calendar**



**Characteristics**


Annual flower height: 100 cm  
 Flower color: Purple  
 Height: 100 cm  
 Reproduction: Annual

**Cultivation**

Planting: 10-15 cm  
 Sowing depth: 2-3 cm

Blomstermix\_B640

**Cosmos sulphureus #132**



The growing time of Cosmos sulphureus is 10-12 weeks. It is very attractive and has a strong anise flavor. Suitable for professional flower growers.

**Sowing calendar**



**Characteristics**

Annual flower height: 100 cm  
 Flower color: Purple  
 Height: 100 cm  
 Reproduction: Annual

**Cultivation**

Planting: 10-15 cm  
 Sowing depth: 2-3 cm

Cosmos sulphureus\_B192

**Blue Cornflower #141**



Reaches a height of about 100 cm and is very attractive. The plants have a strong anise flavor. Suitable for professional flower growers.

**Sowing calendar**



**Characteristics**

Annual flower height: 100 cm  
 Flower color: Purple  
 Height: 100 cm  
 Reproduction: Annual

**Cultivation**

Planting: 10-15 cm  
 Sowing depth: 2-3 cm

Kornblomst blå\_B145

**Painted Daisies #164A**



An extremely popular mixture with many different colors. It is very attractive and has a strong anise flavor. Suitable for professional flower growers.

**Sowing calendar**



**Characteristics**

Annual flower height: 100 cm  
 Flower color: Purple  
 Height: 100 cm  
 Reproduction: Annual

**Cultivation**

Planting: 10-15 cm  
 Sowing depth: 2-3 cm

Krysantemum Painted Daisies\_B164A

**Lupinus mutabilis #115**



The annual lupinus is very easy to grow and is very attractive. The plants have a strong anise flavor. Suitable for professional flower growers.

**Sowing calendar**



**Characteristics**

Annual flower height: 100 cm  
 Flower color: Purple  
 Height: 100 cm  
 Reproduction: Annual

**Cultivation**

Planting: 10-15 cm  
 Sowing depth: 2-3 cm

Lupin mutabilis\_B634

**Calendula officinalis (Mischung) #130**



Reaches a height of about 100 cm and is very attractive. The plants have a strong anise flavor. Suitable for professional flower growers.

**Sowing calendar**



**Characteristics**

Annual flower height: 100 cm  
 Flower color: Purple  
 Height: 100 cm  
 Reproduction: Annual

**Cultivation**

Planting: 10-15 cm  
 Sowing depth: 2-3 cm

Morgenfrue Calendula officinalis\_B130

**Salvia viridis #194**



Reaches a height of about 100 cm and is very attractive. The plants have a strong anise flavor. Suitable for professional flower growers.

**Sowing calendar**



**Characteristics**

Annual flower height: 100 cm  
 Flower color: Purple  
 Height: 100 cm  
 Reproduction: Annual

**Cultivation**

Planting: 10-15 cm  
 Sowing depth: 2-3 cm

Salvie viridis\_B399A

**Helianthus annuus 'Hella' #276**



Reaches a height of about 100 cm and is very attractive. The plants have a strong anise flavor. Suitable for professional flower growers.

**Sowing calendar**



**Characteristics**

Annual flower height: 100 cm  
 Flower color: Purple  
 Height: 100 cm  
 Reproduction: Annual

**Cultivation**

Planting: 10-15 cm  
 Sowing depth: 2-3 cm

Solsikke Helianthus annuus Hella\_B276

**Helianthus debilis #278**



Reaches a height of about 100 cm and is very attractive. The plants have a strong anise flavor. Suitable for professional flower growers.

**Sowing calendar**



**Characteristics**

Annual flower height: 100 cm  
 Flower color: Purple  
 Height: 100 cm  
 Reproduction: Annual

**Cultivation**

Planting: 10-15 cm  
 Sowing depth: 2-3 cm

Solsikke Helianthus debilis\_B278

**Essbare Blüten (Edible flowers) #110**



Reaches a height of about 100 cm and is very attractive. The plants have a strong anise flavor. Suitable for professional flower growers.

**Sowing calendar**



**Characteristics**

Annual flower height: 100 cm  
 Flower color: Purple  
 Height: 100 cm  
 Reproduction: Annual

**Cultivation**

Planting: 10-15 cm  
 Sowing depth: 2-3 cm

Spisebart blomstermix\_B570

**Tagetes erecta #141**



Reaches a height of about 100 cm and is very attractive. The plants have a strong anise flavor. Suitable for professional flower growers.

**Sowing calendar**



**Characteristics**

Annual flower height: 100 cm  
 Flower color: Purple  
 Height: 100 cm  
 Reproduction: Annual

**Cultivation**

Planting: 10-15 cm  
 Sowing depth: 2-3 cm

Tagetes erecta\_B414

**Rudbeckia hirta 'Herbstwald' #196**



Reaches a height of about 100 cm and is very attractive. The plants have a strong anise flavor. Suitable for professional flower growers.

**Sowing calendar**



**Characteristics**

Annual flower height: 100 cm  
 Flower color: Purple  
 Height: 100 cm  
 Reproduction: Annual

**Cultivation**

Planting: 10-15 cm  
 Sowing depth: 2-3 cm

Tusindfryd Rudbeckia hirta Herbstwald\_B396

**Zinnia angustifolia #402**



Reaches a height of about 100 cm and is very attractive. The plants have a strong anise flavor. Suitable for professional flower growers.

**Sowing calendar**



**Characteristics**

Annual flower height: 100 cm  
 Flower color: Purple  
 Height: 100 cm  
 Reproduction: Annual

**Cultivation**

Planting: 10-15 cm  
 Sowing depth: 2-3 cm

Zinnia angustifolia\_B402

**Zinnia violacea #630**



Reaches a height of about 100 cm and is very attractive. The plants have a strong anise flavor. Suitable for professional flower growers.

**Sowing calendar**



**Characteristics**

Annual flower height: 100 cm  
 Flower color: Purple  
 Height: 100 cm  
 Reproduction: Annual

**Cultivation**

Planting: 10-15 cm  
 Sowing depth: 2-3 cm

Zinnia violacea\_B630

Jeg har købt lidt flere slags blomster end er nævnt i planen nedenfor. Jeg vil lige have erfaringer med dem, før de får lov at komme med.